



DICENTIS Conference System 6.50



BOSCH

en Release Notes

Table of Contents

1	History	3
2	Supported Operating Systems	31
3	Hardware / software support	32
4	Known issues	32
4.1	Security	32
4.2	DICENTIS Services restarting due to port exhaustion	33
4.3	DICENTIS Server console	33
4.4	DICENTIS Hybrid meetings	33
4.5	DICENTIS Media Gateway	33
4.6	DICENTIS Participant App	34
4.7	DCNM-DSL, DCNM-DVT and DCNM-FSL have DCNM-D as hostname	35
4.8	Led behavior	35
4.9	Identification	36
4.10	Voting	36
4.11	Software installation	36
4.12	DeviceBrowser	38
4.13	Logging	38
4.14	Audio issues	38
4.15	Show active microphone in voice mode issues	39
4.16	Manage discuss	39
4.17	Network issues	39
4.18	Upgrade of DICENTIS devices	40
4.19	BioStar	42
4.20	Licensing	42
4.21	Language selection	44
4.22	Display time on device	44
4.23	Display of Multimedia devices turns off after 2 months of usage	45
4.24	Video cropped on Multimedia devices	45
4.25	Meeting application	45
4.26	DICENTIS Webserver, Synoptic Control	46
4.27	Image server	47
4.28	Certificate manager	48
4.29	Dante	48
4.30	Camera Control	49
4.31	Interpreter desk	50
4.32	Meeting notes and voting files	51
4.33	API	52
4.34	Open source	53
4.35	HDMI to VGA converters	53
5	Supported cameras, encoders, switchers and control equipment	53
5.1	Supported cameras	53
5.2	Supported video encoders / decoders	54
5.3	Supported video switchers	54
5.4	Supported control equipment	54
6	Additional Information (not included in manuals)	54
6.1	Storing the chat with participants	54
6.2	DICENTIS Webserver browsers Autologin and full screen	55
6.3	DICENTIS webserver, Synoptic	55
6.3.1	Changing the font color of the screenline	56
6.3.2	Removing the screenline	56
6.3.3	Increasing the amount of icons	57

1 History

Release	Release Date	Release Comments
6.50.316	2025-03-28	<p>Improvements:</p> <p>DICENTIS</p> <ul style="list-style-type: none"> • DICENTIS Hybrid meetings with (only) DICENTIS Wireless devices. • Individual output of table top participant devices can be routed as Dante source to external system. Requires DCNM-LDANTE license per device. • Support for CAP 10. • Fixed DICENTIS services restarting due to Port exhaustion. • Fixed issue of not being able to make TCP-connection (remote desktop) due to Port exhaustion. • Improved audio behavior of microphones so that always 1 audio channel is active when a microphone is open. • Improved audio behavior of microphones to prevent a pop on the Interpreter headphone. • Integrated latest ARNI software for security improvements. Note this software only supports the ARNI G2 version. For the ARNI G1 the software in the Tools directory has to be used, but this software does not include the security improvements. • Fixed: Synoptic does not work due to issue with Interpreter desk configuration. • Fixed: Conference protocol notifies getSystemPowermode upon activating and de-activating meetings. • Improved: Synoptic uses browser language for UI-language. • Fixed meters to feet conversion in Power calculation tool. <p>Participant App</p> <ul style="list-style-type: none"> • Fixed mute button is not available when there is no active meeting • Added new GUI languages as below: Burmese, Catalan, Chinese simplified China, Chinese Traditional, Taiwan, Croatian, Hebrew, Japanese, Korean, Lao, Russian, Slovak, Turkish, Ukrainian, Uzbek, Vietnamese <p>Media gateway</p> <ul style="list-style-type: none"> • Fixed reference link is not working for AVONIC cameras • Fixed XSS vulnerability on the configuration webpage • Fixed app crash while running behind a proxy when a remote participants join the web meeting <p>This release includes:</p> <ul style="list-style-type: none"> • Integrus 5.10 Please refer to the INT-TXO release notes for more information. • Hybrid meetings 1.9.2 Please refer to the Hybrid release notes for more information.

Release	Release Date	Release Comments
6.40.33	2025-02-27	<p>Improvements:</p> <p>DICENTIS</p> <ul style="list-style-type: none"> • Server console is extended with a tool to gather all logging/configuration information for support and analyses: Logging collector. • Removed the auto-admin login functionality on the Meeting application for security reasons. • Improved behavior of Activation Tool when the same license is uploaded. • Fixed restarting of services due to changed behavior of Windows performance counters. • Fixed behavior that some Multimedia devices are not able to vote. • Fixed group results in meeting report. • Improved power on behavior of Multimedia devices. • Improved power on behavior of Discussion devices in a system with redundant cabling (RSTP). • Changed Lithuanian voting option: Susilaikyti to Susilaikė • Fixed voting timer in synoptic. It now stops at 00:00 and not - 00:01. • Fixed closing agenda item causes deactivating of meeting. • Fixed: Carriage return is now displayed in description of Meeting, Agenda and Voting on Synoptic. <p>Participant App</p> <ul style="list-style-type: none"> • Hide linked Participant apps in the Meeting Application Seats and devices page. • Participant app can be downloadable from the Google Play store. • Fixed linked devices logout when discussion mode changes. • Fixed voting timer does not show negative values. • Fixed displayed error message when DICENTIS server restarts. • Fixed keyboard shows up automatically when meeting started. • Fixed newly registered devices are not displayed on the registered devices list automatically. • Fixed that app does not support reverse landscape orientation. <p>Media gateway</p> <ul style="list-style-type: none"> • Possible to have a media gateway configuration without any video source for Virtual Machine compatibility. • Auto discover and add ONVIF devices as input. • Provided option to add delay for camera switching cases for camera movement duration. • Fixed some devices cannot display h265 encoded video. • Fixed unable to serve video feed of DataVideo PTC-285 camera. • Fixed camera overrider parameters does not register. • Fixed not sending correct switch message to TvOne switcher. <p>This release includes:</p> <ul style="list-style-type: none"> • Integrus 5.00 Please refer to the INT-TXO release notes for more information. • Hybrid meetings 1.8.10 Please refer to the Hybrid release notes for more information.

Release	Release Date	Release Comments
6.31.45	2024-12-20	<p>Improvements:</p> <ul style="list-style-type: none">• Synoptic overview is not opening on a system which is only Registered.• DICENTIS Hybrid meetings 1.7.15 included. <p>Participant App</p> <ul style="list-style-type: none">• Fixed an issue where sometimes app shows error message when "Start Meeting When Opening the Application" is enabled. <p>Media gateway</p> <ul style="list-style-type: none">• Fixed "Picture in Picture" is not working on 6.30.• Fixed logging issue when Kramer switch is configured in the config file.• Fixed "MV-6 Kramer SDI switch" blinking issue.

6.30.13	2024-11-27	<p>Added functionality:</p> <p>Participant app</p> <ul style="list-style-type: none"> • First release of android based Participant app with <ul style="list-style-type: none"> • Identification: Username/Password/PIN • Present and absent lists • Cast votes and see voting results • Discussion <ul style="list-style-type: none"> ○ Speaker and request list ○ Microphone on/off button or request-to-speak button. (activates the mic on the assigned DICENTIS device) ○ Indicators showing: microphone on, request-to-speak, and possible-to-speak states. (synced with the devices assigned to the same seat) • View Agenda items and attached documents • Display Live video (e.g. Video streams of active speakers, room overview or shared content) • Fixed seat assignment support • Bring your own device support • Participant App Installation page is added to Synoptic control. • Participant App management/registration page is added to Meeting Application <p>DICENTIS Hybrid meetings</p> <ul style="list-style-type: none"> • Participants can chat with operator e.g. to get support. <p>Media gateway</p> <ul style="list-style-type: none"> • H265 video encoding/decoding support for input and output streams • Added support for “TVOne C2-6204” Video switcher <p>Improvements:</p> <ul style="list-style-type: none"> • DICENTIS Webserver has shortcuts to Mediagateway page when logged in with Configure system rights. • Server console gives notification to restart the services after changes to the license. • Fixed translation of automatic answer option upon closing the voting round. • Fixed issue where Android apk reports seat ID as: 00000000-0000-0000-0000-000000000000. • Fixed issue that Dante language is not audible on DCNM-MMD2 headphones. • Fixed issue that Synoptic automatically switches back to Discus view upon login of participant when automatic switching is disabled. • Fixed exception in device service when DCNM-FBD2 and DCNM-MMD are assigned to the same seat. • Updated FlexNet Publisher (FNP) to 11.19.6.0 (2024 R1). • Fixed issue audio issue (DCA) with devices used by 2 participants. • Fixed user without config rights cannot login in Meeting application (introduced in 6.20, fixed in 6.30). • Fixed Voice mode does not function in a Registered system without additional licenses. • Fixed OMNEO Floor audio missing to Dantegateway in a system without languages. <p>Media gateway</p> <ul style="list-style-type: none"> • Improved video performance • Show no signal icon when the local source is not available
---------	------------	--

Release	Release Date	Release Comments
		<ul style="list-style-type: none"> • When stopping remote presentation, local presentation is no longer displayed • Added importable example configurations • Added option to disable/enable auto sync of seats • Fixed de camera angle problem for mixed local and remote speakers • Fixed de overlapping avatar images issue • Fixed flickering problem in cameo streams • Canvases and contents are no longer selectable for Local presentation source.
6.22.56	2024-11-07	INT-TXO Fixes and improvements: <ul style="list-style-type: none"> • Fixed issue where receiver does not show antenna symbol and audio is lost. • Fixed issue that microphone on/off on Interpreter desk causes short mute on the floor audio. • Fixed issue with pilot tone. The Pilot tone is used to calibrate the cable length to align the audio levels. • Improved user interface, Audio configuration and Carrier management page are hidden when the operation mode is Slave. • Improved user interface, dashboard shows information when no radiators are detected. • Improved user interface, RSTP state is reported and system information is re-organized. • Improved user interface, removed Test tone button for user with Operator rights. • Improved user interface, removed reboot button for user with Operator rights. • Improved user interface, Test tone reboot button is removed when auxiliary mode is active. • Improved user interface, reboot button is removed when auxiliary mode is active. • Improved user interface, added information to logging options. • Improved licensing, added validity check for the activation ID to prevent creating invalid licenses. • Improved translations. Improvements: <ul style="list-style-type: none"> • DICENTIS Hybrid meetings 1.7.14 included
6.21.34	2024-09-05	Improvements: <ul style="list-style-type: none"> • Fixed issue with DCNM-CRN where the number of participants to a meeting was limited to 100. Corrected it to 1500.

Release	Release Date	Release Comments
6.20.27	2024-08-06	<p>Added functionality:</p> <p>Synoptic control</p> <ul style="list-style-type: none"> Meeting and agenda control added to Synoptic control. Presentation control for Premium and Ultimate licenses added to Synoptic control. Voting control added to Synoptic control. <p>Meeting application</p> <ul style="list-style-type: none"> Create a meeting with participants which starts automatically, with a single button click. <p>DCNM-CRN</p> <ul style="list-style-type: none"> DCNM-CRN is changed from seat based to (1500) participant based to enable Hybrid meetings in released countries. <p>INT-TXO</p> <ul style="list-style-type: none"> New web based user interface for configuration. Integrus can be used with Dante sources in Manually controlled mode. Integrus can be used with a combination of DICENTIS and Dante sources in Manually controlled mode. Analog Aux input can be routed to all transmitted channels via contact input. <p>Improvements:</p> <ul style="list-style-type: none"> Fixed issue where the DCMN-FBD2 can give “crackling sound” and occasionally not recover during a meeting. Fixed issue that Multimedia device (DCNM-MMD2) becomes slow during voting rounds when a URL is added to the voting round. Updated the NuGet packages to solve potential security issues. Improved feedback upon importing persons in Meeting Application. Improved behavior of deleting empty seats. Fixed issue where Meeting application shows different quantity of licenses than Activation tool. Fixed majority expression validation in languages other than English. Fixed issue in Conference protocol and Synoptic control that that old Booth and Desks are present when new database with different Booth ID’s and Desk IDs are imported. This is represented as multiple booths or desks with the same number. Improved logging of DCMN-MMD; not supported and not relevant messages are not logged to prevent confusion. Fixed issue with changing discussion settings via a Multimedia device on a system with DCMN-RENTAL license. <p>Media gateway</p> <ul style="list-style-type: none"> Improve level difference between floor and languages for remotes Improve resource consumption when canvases and cameras are not used Fixed “TVOne Corio Matrix C3-340” control problem issue Fixed UDP-Multicast problem Fixed frozen mosaic video for remote participants Stability improvements on media gateway

Release	Release Date	Release Comments
6.11.37	2024-03-29	<p>Added functionality:</p> <p>Media gateway</p> <ul style="list-style-type: none">• Media gateway can be configured using a webpage (<a href="https://<server-ip>:31416/mediagateway">https://<server-ip>:31416/mediagateway)• Media gateway configuration file location changed to C:\ProgramData\Bosch\DICENTIS\MediaGateway\ <p>DICENTIS Hybrid meetings</p> <ul style="list-style-type: none">• Interpreted language selection for remote participants. <p>Improvements:</p> <ul style="list-style-type: none">• Fixed issue with discussion setting Multimedia device and meeting application options for DCNM-CRN and DCNM-RENTAL license.• Fixed issue that system is operational, but Server console shows waiting for connection.• Fixed issue that seats are removed from Synoptic control when Synoptic control is in configuration mode and a meeting is activated or seats are renamed or deleted.• Fixed issue that Lithuanian UI-language was missing on Multimedia device and displayed incorrectly on Discussion device with touchscreen.• Changed Abstain in Spanish to Abstención on the Multimedia device• Fixed issue with opening documents on Multimedia device.• Fixed missing MMD Android-API information and files in the Tools directory.

Release	Release Date	Release Comments
6.10.12309	2024-02-07	<p>Added functionality:</p> <p>Voting</p> <ul style="list-style-type: none"> Voting can be configured to enable/disable changing the vote after casting. Voting answer set A-B, A-B-C, A-B-C-D added. Voting can be configured to automatically cast a preconfigured vote (e.g. Abstain) for all present participants that did not cast a vote when the voting round is closed. <p>DICENTIS webserver, synoptic control</p> <ul style="list-style-type: none"> Discussion management via right mouse click. Add speakers queue, remove from speakers queue, add to responders queue, remove from speakers queue. Microphone sensitivity can be controlled via Synoptic (and .NET API and Conference protocol). <p>DICENTIS</p> <ul style="list-style-type: none"> Database management: import, export, delete, create new via the server console. Lithuanian UI language for Meeting application, Synoptic, Multimedia device and Discussion device with touchscreen. Extended the languages of the installer application so that it matches the Meeting application. <p>Improvements:</p> <ul style="list-style-type: none"> Fixed quantities of multiple DCNM-LDANTE activation IDs are summed up. Fixed log off functionality on DCNM-DE in combination with identification via 3rd party system. Fixed DCNM-DE shows DICENTIS logo screen with identification via 3rd party system. Fixed Registered system with DCNM-LDANTE licenses does not operate, no devices are discovered. Fixed microphone remains open when a participant without discuss rights logs off while the microphone is open. Fixed fingerprint middleware does not start if middleware configuration file is updated while middleware is stopped. Removed Presentation source dialog in Meeting application for new premium and Ultimate feature packages. Added Dante input numbers in Meeting application for processed and unprocessed languages. Fixed issue where the Dante licenses were not added together. Removed "unknown plugin" messages from logviewer logfile. Fixed refresh behavior of Synoptic to prevent that a clean browser cache needs to be done. Added AKG K15 interpreter headphone and renamed Sennheiser HD3000 to HD300. Fixed issues with discussion settings (speech timer, response mode) when the system is both Registered as well as having a DCNM-RENTAL license.
6.01.36674	2023-12-01	<p>Improvements:</p> <ul style="list-style-type: none"> Fixed issue for the Integrus receiver not receiving audio anymore after removing and inserting the headphones or turning it off and on. This issue was introduced in version 5.00 and fixed in 6.01.

Release	Release Date	Release Comments
6.00.36472	2023-11-09	<p>Added functionality:</p> <p>DICENTIS</p> <ul style="list-style-type: none">• Support for Hybrid meetings in DICENTIS Conference System. <p>Licensing</p> <ul style="list-style-type: none">• DICENTIS system needs to be registered before licenses can be added. Licenses are added and removed via the Activation site. <p>Improvements:</p> <ul style="list-style-type: none">• Selecting “Secret voting” presets button sets the Store results to Only totals.• Modified the Activation tool. Registering the system is done via the Activation tool. Adding licenses / Activation IDs is done via the Activation site• Remote participants can login regardless of the identification settings. One exception: When no identification is configured and a participant is assigned to a seat in the room, then he cannot login from remote.• Only the video switching software, included in the Premium and Ultimate licenses, restarts when an error occurs instead of all DICENTIS services.• Activation tool shows progress indicator for online registration and refresh.• Activation tool shows progress for offline processing of license files.• Participants preferred headphone language is selected on DCNM-FSL.

Release	Release Date	Release Comments
5.10.35949	2023-09-29	<p>Added functionality:</p> <p>DICENTIS</p> <ul style="list-style-type: none"> DCNM-MMD2 with hardware version 03/00 supported. This Multimedia device does not have a camera. <p>Interpreting</p> <ul style="list-style-type: none"> Added B&O A8, Creative Aurvana Air, Sennheiser HD300, Sennheiser HD2.10, Shure IH6500 headphones to the interpreter desk headphone selection Notification on interpreter desk when headphones with no protection are selected. DICENTIS webserver, Synoptic shows which headphones are selected on an interpreter desk. Meeting notes xml file logs which headphones are selected on which Booth/desk. Interpreter can select on the interpreter desk if the headset microphone is automatically selected upon connecting a headset. Headphone selection screen stays open after inserting headphones so that the interpreter can select the correct headphones. In previous versions it closed after 5 seconds. Enable configuration from desk (B – B) can be disabled (requires Ultimate package). When disabled, then B – B will (only) show system information and set display brightness. The list of headphones out of which the interpreter can select can be configured (requires Ultimate package). <p>Identification</p> <ul style="list-style-type: none"> Support of Suprema BioStar 2.9.3.26 software for use of Suprema biometric readers for identification. <p>Improvements:</p> <ul style="list-style-type: none"> Fixed issue where DCNM-FBD2 without any connected CAN-bus panels goes through reset after a period of time. Reduced file size of previous software images so that they can be downloaded from the software site. Fixed issue with Integrus (INT-TXO) in a setup with 6 languages where language 5 is also distributed on language 1. Fixed issue with licensing the Integrus (INT-TXO) when special, non-ASCII characters are used for customer information. Fixed voting column is displayed on the Seats and devices page when DCNM-DVT devices are connected and the system is only Registered. Fixed issue that language selection on participant devices does not function in the default meeting when the system is both Registered as well as having a DCNM-LSYS license. Fixed issues with discussion settings when the system is both Registered as well as having a DCNM-LSYS or DCNM-RENTAL or DCNM-CRN license. Fixed issue that you cannot import persons after you: first import persons, then delete all the persons and then import the persons again. Prepare agenda added to API demonstrator and documentation. Extended API documentation with information about “attributes”. Devices report to the services which “attributes” they have so that functionality (e.g. power on, volume control, voting, identification) can be shown or hidden on the Meeting application. E.g. a 3rd party application wanting to control the volume should notify that it has the volume control attribute. Shortcut to Conference Protocol demonstrator via DICENTIS webserver when log in with Configure system rights. DCNM-RENTAL license increased to 300 DCNM-LSSL, 300 DCNM-LSID, 300 DCNM-DCNM-LSVT and 150 DCNM-LSDU.

Release	Release Date	Release Comments
5.00.35160	2023-07-14	<p>Added functionality:</p> <p>DICENTIS</p> <ul style="list-style-type: none"> New participant based license structure implemented. <ul style="list-style-type: none"> Discuss functionality with camera control does not require a license, but does require registering the system using the Activation Tool. No licenses required. Do not enter an activation ID and press the register button. Premium functionality becomes available upon activating Premium licenses. 1 license per participant required. Ultimate functionality becomes available upon activating Ultimate licenses. 1 license per participant required. DCNM-DEMO license updated to reflect participant based structure. DCNM-DEMO provides Ultimate functionality for 6 participants. New video switching functionality implemented for Premium and Ultimate licenses. It provides SDI-video switching and software video switching. The software video switching enables multiple cameras in 1 view. Instruction is part of this release notes. Flush base device is set to dual use when 2 microphone buttons are connected to the same side. <p>Improvements:</p> <ul style="list-style-type: none"> Speechtime of speaking participant is reduced with 20 seconds when the participant settings are changed. Prevent activating of incorrect combinations of licenses. The 4.10 Activation site filters out incorrect combination when you use the Add licenses functionality on the Manage devices page to add licenses to a system. New audio mode for Dante Input 2 / output 2 added. Mix - Minus unprocessed: only for Dante In 2 / Out 2. When selected it increases the input delay to 15m seconds and inserts the Dante audio after the local acoustical feedback suppression, to improve the audio when the system is used for hybrid meetings. Fingerprint middleware is removed from Tools directory as it interfaces with BioStar 1.x software which is no longer supported by Suprema. Fixed behavior that using the right mouse control in Synoptic for Interpreter desks looked strange; the languages were presented like URL's.
4.41.34871	2023-06-20	<p>Improvements:</p> <ul style="list-style-type: none"> DCNM-DE with hardware version 01/04 requires DICENTIS Software 4.41 or higher. Headset microphone of HDP-IHDS is not always detected.

Release	Release Date	Release Comments
4.40.34349	2023-05-10	<p>Added functionality:</p> <p>DICENTIS Flush</p> <ul style="list-style-type: none"> • DICENTIS Flush panel for voting, DCNM-FVP, supported. DCNM-LSVT is required per seat • DICENTIS Flush panel for identification, DCNM-FIDP, supported. DCNM-LSID is required per seat. • DICENTIS Flush panel for language selection, DCNM-FSLP, supported. DCNM-LSSL is required per seat. • DICENTIS Flush panel for audio interface, DCNM-FAI, supported. <p>Improvements:</p> <ul style="list-style-type: none"> • New Flexera embedded license technology, FNE, supported. • Set a meeting to automatically activate (start) upon starting of the Server PC or using the (system) Power on command on Meeting Application, Synoptic control or API and Conference Protocol. • Fixed the logout time in the meeting notes. • Fixed that Apply screenline clears the speakers from the speakerslist on Meeting Application, DCNM-DE and DCNM-MMD. • Added functionality to automatically activate a meeting upon power up of the system. • Updated Nuget packages. • Increased Dante input latency to 4ms to improve interoperability with DVS (Dante Virtual Soundcard). • DCNM-CRN and DCNM-RENTAL licenses are extended with DCNM-LIMS license. • Fixed passwords over 20 characters are not accepted for DICENTIS Webserver. New maximum length is 50 characters. • Removed user Synoptic for Conference Protocol, DICENTIS Webserver from database for security reasons. The username and password is configure in this file (C:\ProgramData\Bosch\DICENTIS\API\Conference_Protocol_user.jsonc) on the Server PC. For security purposes limit the access to the Server PC and change the default password of the server PC.
4.30.33085	2023-02-20	<p>Added functionality:</p> <p>Discuss</p> <ul style="list-style-type: none"> • DICENTIS Flush devices DCNM-FBD2 supported.

Release	Release Date	Release Comments
4.20.33007	2023-02-11	<p>Added functionality:</p> <p>Interpreting, language distributing</p> <ul style="list-style-type: none"> INT-TXO Integrus OMNEO supported for wireless language distribution via infrared <p>DICENTIS webserver</p> <ul style="list-style-type: none"> Using synoptic for hall display purposes: Log in without requiring username & password Bypassing the home screen Full screen, hiding top and bottom navigation bars Selecting a layout upon starting. <p>Improvements:</p> <ul style="list-style-type: none"> Conference protocol: Speech timer added. Conference protocol: Meeting and agenda control added. Conference protocol: Voting control added. History page added to API documentation. Certificate manager updated to prevent same file name for Root and Server certificate. Room audio settings and indicators improved. Improved readability of speaker names in meeting application, manage meeting. Fixed behavior of unknown participant in the voting results due to immediate log off of a participant after casting a vote. Fixed issues with inserting Dante audio into DICENTIS language channel. Fixed Japanese Yes/No translations in Meeting Application and Multimedia device. Updated Nuget packages.
4.12.30606	2022-07-29	<p>Improvements:</p> <ul style="list-style-type: none"> Fixed that the microphone is muted when both speakers, on a Discussion device in dual use, were speaking and 1 of them stops speaking.
4.11.30403	2022-07-01	<p>Improvements:</p> <ul style="list-style-type: none"> Fixed that the unprocessed audio of the interpreter is not muted when the interpreter presses the mute button. Unprocessed audio is intended to be processed by external systems. Improved firmware upload of DCNM-D, DCNM-DSL, DCNM-DVT, DCNM-DE and DCNM-FSL in multi subnet systems.

Release	Release Date	Release Comments
4.10.30149	2022-06-01	<p>Added functionality:</p> <p>Voting</p> <ul style="list-style-type: none"> • Support for voting for visual impaired participants. <p>Improvements:</p> <ul style="list-style-type: none"> • Windows Server 2022 supported. • Support of TLS1.3 (by default enabled) when DICENTIS is installed on a system with Microsoft Windows Server 2022. TLS1.2 is by default disabled on Microsoft Windows Server 2022. • Change over from SQL Server 2014 to SQL Server 2019 • Added large system blueprint using Cisco 9200L and Cisco CBS350. • Improved behavior of DCNM-FSL, DCNM-DSL, DCNM-DE in combination with Cisco 3560 switches: "wrong MAC address of multicast language streams". • Improved Cisco SG350 configuration file for small-medium systems: no audio with PoE powered devices due to IGMP messages. • Possibility to assign a room name to a system. • Possibility to add E-mail address to Persons. • Improved ONVIF camera discovery. • Fixed Camera & preposition view is incorrect for seats without devices. • Fixed create new meeting does not include all default meeting interpreter desk settings. • Fixed un assigning multiple interpreter desks does not work. • Improved Synoptic microphone control; Seat icons are always on top of other items like pie chart, bar graph and text items. • Changed deskType from number to text in Conference protocol. • Fixed Conference Protocol demonstrator cannot activate microphones. • Fixed continuous writing error "Exception in DiscoveryTimerElapsed. Is your network configuration set to 'public'?" in logfile.

Release	Release Date	Release Comments
4.00.29008	2021-12-20	<p>Added functionality:</p> <p>Discuss</p> <ul style="list-style-type: none"> DICENTIS Flush devices supported: <ul style="list-style-type: none"> DCNM-FBD Flush base device DCNM-FMCP Flush microphone connection panel DCNM-FMICB Flush microphone button DCNM-FMPRIOB Flush priority button DCNM-FLSP Flush loudspeaker panel DICENTIS Flush base device can be used to: <ul style="list-style-type: none"> Create 2 participant seats each with its own microphone Create 2 chairperson seats each with its own microphone Create 4 participant seats, where participants share the 2 microphones Create a participant or chairperson seat with 2 microphones (e.g. Rostrum) For language selection the DCNM-FSL can be assigned to the seat Speaker queue can be configured from 0-200 to have an open mode (automatic) without a request list/queue. <p>Interpreting</p> <ul style="list-style-type: none"> Interpreter can issue a Slow down or Speak slow request if the pace of the speaker is too fast. Requires DCNM-LIPM. Assignable buttons (E-F-G) can be configured with the following functions to best suit the needs of the interpreter: Timer/clock, video/presentation, language overview, speak slow, headphone selection. Requires DCNM-LIPM. <p>Voting</p> <ul style="list-style-type: none"> Answer sets extended with Yes/Abstain and For/Abstain. Synoptic overview: show voted bar in bar chart. Synoptic overview: display answer set with totals. <p>Improvements:</p> <ul style="list-style-type: none"> Fingerprint middleware does not install on Spanish Operating System. Improved Blueprints for Small & Medium and Large system. Available in DVD\Tools directory. Present button also available for voting round in default meeting. Improved video encoder support regarding encoder compatibility. Fixed “no meeting notes and voting files are displayed” in DICENTIS webserver due to difference in date formatting between PC and browser. Fixed 3 letter language abbreviation (ISO639-3) for Bosnian and Norwegian. Preposition 0 can be used for overview camera preposition. If the camera supports preposition 0. Fixed: Automatic seat assignment gets disabled after creating interpreter seats. Phonecall and warning icon blink on the interpreter desk. Meeting and agenda control added to API demonstrator.

Release	Release Date	Release Comments
3.70.27806	2021-07-03	<p>Added functionality:</p> <p>Discuss</p> <ul style="list-style-type: none"> Speaker can be shown in voice mode to enable automatic camera control or send speaker information to external systems (e.g. for recording). Requires DCNM-LVAM. <p>Scalability</p> <ul style="list-style-type: none"> System size is extended from 750 to 1500 devices. <p>Improvements:</p> <ul style="list-style-type: none"> Updated Meeting Application Floor and language routing page to prevent routing DICENTIS I/O 1 and 2 to Dante gateway I/O 17-64. Seat without participant cannot issue a request to speak in a meeting with participants. API demonstrator cannot retrieve boothId and SeatId without only activate meeting rights. Options in discussion settings are not getting applied when apply button is pressed. No Floorfill when overriding a desk within the booth using a different language than the original desk interpreted on. Conference protocol extended with voting timer information. Participant using Meeting application sees the voting results according voting configuration. Cannot install 3.51 or earlier on a Windows Server 2016 system after upgrading to 3.60 or later and removing it. The notification is cannot connect to SQL server. A tool is created to enable WeakCyphers so that older versions can be installed again. Run this tool prior to installing 3.51 or earlier. Check the Tools directory for EnableWeakCipher.bat and run it with admin / elevated user rights. Improved installation process of ASP.NET on Windows Server 2016. Improved Large system blueprint and extended with blueprint for Small & Medium system. Available in DVD\Tools directory.
3.61.27269	2021-04-28	<p>Improvements:</p> <ul style="list-style-type: none"> Headphone volume knob behavior improved for interpreter desk. Improved Large system blueprint added to DVD\Tools directory. 3.60 DCNM-SW manuals added to Docs directory.

Release	Release Date	Release Comments
3.60.26983	2021-03-15	<p>Added functionality:</p> <p>Interpreting</p> <ul style="list-style-type: none"> Languages can be sourced from DICENTIS and Dante / OMNEO to enable relay interpretation from a local and remote source (DCNM-LIMS). Support for DCNM-IDEKINT input out interface for phone ringing, alarm and booth in use light. User interface languages: Slovenian and Burmese UI language on Multimedia device, Discussion device with touchscreen, Meeting application and DICENTIS Webserver. <p>DICENTIS Webserver / Synoptic Control</p> <ul style="list-style-type: none"> Display total voting results as pie-chart or bar graph. Voting number, subject and description can be displayed. Meeting subject and description can be displayed. Agenda subject and description can be displayed. Meeting notes and voting files can be viewed and printed via webserver. Show if meeting notes and voting files are authentic. Meeting notes and voting files use certificate technology for authentication. <p>Conference Protocol</p> <ul style="list-style-type: none"> Majority information added to Adhoc voting round. Version number added to Conference Protocol demonstrator. <p>Security</p> <ul style="list-style-type: none"> Easy way to create and install secure certificates. Meeting documents website is no longer installed by default. This website uses http which is less secure than https, therefore it is no longer installed by default. It can be installed by running DCNmMeetingDocuments.msi from the Installer directory. Strict Transport Security enforced for webserver using HSTS. This requires Windows Server 2019 or 2016, because HSTS is not supported in the IIS of Windows Server 2012. TLS1.2 supported and TLS1.0 disabled. Obsolete participant images can be easily removed, check the hints & tips section of the DCNM-SW manual. <p>Scalability</p> <ul style="list-style-type: none"> Large system blueprint added to DVD\Tools directory. <p>Improvements:</p> <ul style="list-style-type: none"> Display Meeting notes & Voting results in Firefox, Chrome, Edge. Participant Region information available in Voting and Meeting XML files and displayed via Voting and Meeting stylesheets. Participant logout time is added to Meeting notes stylesheet. .Net API, extended with prepare meeting. .Net API, version added to UI of demonstrator. Send to Dante works when the Source of the language is Dante. HPD-IHDP (no pads) is the default interpreter headphone. Multimedia device does not open documents. Cannot login with NFC on Multimedia for NFC meeting. Increased ONVIF discovery TTL from 1 to 3 to discover ONVIF cameras in connected to other switches. DCNM-IDEKVID does not show video when connected to other VLAN than the DICENTIS server.
3.51.26670	2021-02-13	<p>Added functionality:</p> <p>UI languages</p> <ul style="list-style-type: none"> Lao UI language on Multimedia device, Discussion device with touchscreen, Meeting application and Synoptic control. <p>Improvements:</p> <ul style="list-style-type: none"> Meeting Application and API cannot connect from client PC.

Release	Release Date	Release Comments
3.50.25260	2020-09-03	<p>Added functionality:</p> <p>Interpreting</p> <ul style="list-style-type: none"> • Auto-relay, the Floor audio is automatically replace by the Auto-relay language when the Auto-relay booth starts interpreting on the B output language. <p>Voting</p> <ul style="list-style-type: none"> • Automatic Majority calculation. • Display that a vote is cast, but not the answer. • Automatic Quorum calculation <p>Camera control</p> <ul style="list-style-type: none"> • Support for Panasonic AW-UE-150 (video displayed on DCNM-MMD via special instruction from Panasonic). • Support for Lumens VC-A61P and Lumens VC-A71P. • Support for Sony BRC-X400. <p>Conference Protocol</p> <ul style="list-style-type: none"> • Extended participant information. • Show which seat is captured by the camera. • Show which participant image is displayed. • Show active voting round details (including ad hoc voting round). <p>Other</p> <ul style="list-style-type: none"> • New identification mode where the NFC card needs to stay in the reader range to remain logged in. DCNM-DE, DCNM-DSL, DCNM-DVT also supported in single user mode. • Windows Server 2019 is supported (Support for Windows Server 2012 is discontinued). • Change settings for multiple languages. <p>Improvements:</p> <ul style="list-style-type: none"> • Floor and language routing page is split into 2 tab-pages. • Support of non-ASCII characters in Activation Tool. • Synoptic and Image server did not function after upgrading to current version. • Unprocessed languages mapped to input 17 or higher of the OMN-DANTEGTW did not function properly.

Release	Release Date	Release Comments
3.40.24446	2020-06-03	<ul style="list-style-type: none"> Added: Languages can be sent to OMNEO or Dante as unprocessed language with configurable headroom and optional floor filling. Improved: Languages can be added and removed from meetings without the interpreter desk microphone switching off. Added: Elapsed speech timer on the Interpretation desk. Added: Interpretation desk A-B-C output control via Synoptic control. Added: Bosch HDP-IHDS headset and HDP-IHDP headphones for hearing protection. Added: Multiple layouts for Synoptic control. Improved: User rights behavior in Synoptic. Added: Ukrainian and Uzbek language to UI of Meeting Application, multimedia device, discussion device with touchscreen, synoptic control. Added: Speech timer on Discussion device with touchscreen (DCNM-DE). Added: Change settings for multiple participants and seats. Added: New identification mode where the NFC card needs to stay in the reader range to remain logged in. Currently only for DCNM-MMD2. Added: Control presentation via Conference protocol. Added: who is seated where via Conference protocol. Fixed: Conference Protocol does not show agenda item state correct. Added: Support for Extron SMP 111 video encoder with these settings: Resolution: 1280x720, 30fps, GOP length: 30, Video Bitrate: 2500kbps, Rate Control: CBR, H.264: BASELINE, Profile level: 3.1 Fixed: Discussion devices with touchscreen go through reset when the background image is missing/removed. Fixed: No floor audio on multimedia device headphone in a system without languages. Fixed: Values of voting results are cut off in bar graph on the Meeting Application. Fixed: Voting results file is not stored when too many characters are entered in the number and subject field for ad hoc vote. Voting controls cannot be access when too many characters are entered in the description field for ad hoc vote.

Release	Release Date	Release Comments
3.30.23380	2020-01-31	<ul style="list-style-type: none"> • Added: Support for DCNM-FSL DICENTIS flush language selector. • Added: Croatian language to UI of Meeting Application, multimedia device, discussion device with touchscreen, synoptic control. • Added: Conference protocol, developer documentation. • Added: Master volume control via Conference protocol. • Added: Meeting & agenda information via Conference protocol. • Added: Voting information via Conference protocol. • Changed: URL Conference Protocol Demonstrator to: <a href="https://<server>:31416/Demonstrator/ConferenceProtocolDemonstrator.html">https://<server>:31416/Demonstrator/ConferenceProtocolDemonstrator.html. • Added: OMNEO input & output 1 & 2 added for connecting to OMN-DANTEGTW so that it no longer re-uses the Dante input & output 1 & 2. • Added: Automatic selection of headset microphone of interpreter desk can be disabled (requires DCNM-LIPM) • Added: Headphone volume control via touchscreen of DCNM-DE device. • Added: Left and right microphone button can be configured to behave as 1 button. • Added: API demonstrator can be run from different LAN by adding /server <DICENTIS server> to the startup command, similar to what is available for the Meeting Application. • Added: The services do not start if the preferred network connector does not receive an IP-address (e.g. the cable is not connected). • Improved: Server console; services check if a valid license is available and the SQL connection is ok. Otherwise the service do not run. • Improved: in RSTP setup Discussion devices (DCNM-DE, DCNM-DSL, DCNM-DVT and DCNM-D) can disconnect and reconnect due to badly connected cables. • Fixed: Interpreter desk signal can clip when speaking very loud into the microphone. • Fixed: Synoptic is not refreshed, showing new functionality, after upgrade to new version. • Fixed: Synoptic opens wrong url (https://172.16.4.1:31416/signalr/hubs) after upgrade • Fixed: updated license system (Flexera publisher) to latest version to fix vulnerability risk • Fixed: DICENTIS services do not run properly after SQL security update. This is fixed with the improved services which stop when the SQL connection is lost and restart when it is available again. • Fixed: PRS-4OMI4 loses a language channels. Behavior was present in 3.20, but not in 3.11 and previous versions. • Fixed: Offline activation fails when using “strange” characters in the file name and file location.

Release	Release Date	Release Comments
3.20.22282	2019-09-26	<ul style="list-style-type: none"> Extended: Response mode implemented. Requires DICENTIS multimedia device or DICENTIS discussion device with touch screen. Extended: Conference protocol, websocket based interface, implemented with manage discuss and interpretation functionality to facilitate interfacing with non-windows devices. Extended: DICENTIS automatically powers off after being idle for a pre-configured time to save energy. By default this function is disabled. Extended: Estonian, Latvian & Serbian language to UI of Meeting Application, multimedia device, discussion device with touchscreen, synoptic control. Extended: presentation stream can be always available in the system so that the Interpreter can always switch to it. Activate presentation mode, switches the multimedia devices to the presentation stream. Extended: DOCENT analyses tool is part of the installation. Extended: DeviceBrowser application available. Extended: Voting xml filenames with reference number. Extended: Speech time extended to 99 minutes. Extended: Support for OMN-DANTEGTW Omneo Dante Gateway. Extended: Support for DCNM-FSL DICENTIS flush language selector. Extended: Display of DCNM-DSL language selector turns off when it is not used for 10 seconds. Extended: Display of DCNM-DSL shows headphone volume level when it is changed. Fixed: Cannot activate a meeting with a user defined language without abbreviation. Fixed: tick box “dempen” overlaps in Dutch UI language. Fixed: multimedia devices and interpreter desks show incorrect time due to Windows time service being active. Fixed: Fingerprint middleware service does not recognize “finger only” as valid input. Fixed: Fingerprint reader to DICENTIS seat mapping. Extended: Biostar 1.93 supported. Fixed: Welcome screen in Italian is not gender neutral, changed to “Benvenuto/a”. Fixed: Abstain text in Hebrew. Fixed: HeadphoneUiLanguage property name changed to HeadphoneLanguage. Fixed: Attendance information not stored in Meeting notes when log in via external system. Fixed: Preset / preposition number in browser and Meeting Application are not equal for Panasonic camera. Fixed: Improvements on services.
3.11.21469	2019-06-17	<ul style="list-style-type: none"> Extended: DICENTIS Conference System size is extended to 450 nodes before an ARNI is required. Please refer to DCNM-HW manual of 3.20 for more information. Fixed: DICENTIS Dante streams disappear when removing disconnected Dante sources using Dante Controller. Fixed: DICENTIS Dante streams not available after upgrade to 3.10, because Dante Virtual Device software is not upgraded to correct version. Fixed: 3rd party MMD applications no longer work after upgrade to version 3.10.

Release	Release Date	Release Comments
3.10.21060	2019-05-01	<ul style="list-style-type: none"> Extended: upto 100 DICENTIS interpreted languages can be sent to multicast Dante streams. Requires DCNM-LDANTE license. Extended: upto 100 multicast Dante streams can be received by DICENTIS as interpreted languages. Requires DCNM-LDANTE license. Fixed: Cannot export persons in Spanish, French, Italian, Polish, Portuguese (Brazilian), Russian, Slovak, Hungarian, due to too long names for Excel tab pages.
3.00.20482	2019-02-22	<ul style="list-style-type: none"> Extended: DICENTIS portfolio is extended with DCNM-IDESK and DCNM-IDESKVID interpreter desks. Extended: Interpretation can be configured using Meeting Application and API when system is licensed with DCNM-LIPM. Extended: persons details with UI language to change the UI language of the DCNM-DE and DCNM-MMD2 upon login. Extended: persons details with headphone language to change the headphone language of the DCNM-DSL, DCNM-DE and DCNM-MMD2 upon login. Extended: OMNEO interface functionality to route interpreted languages from DICENTIS to DCN NG Extended: RSTP can be enabled by setting it as an environment variable DCNM_RSTP_ENABLED Extended: the RTSP-stream of an ONVIF camera can be copied so you can paste it in a player application for testing purposes Fixed: User with prepare meetings can delete but not add persons. Fixed: Voting column is not displayed on Seats & Devices page in a system with only DCNM-DVT devices and no DCNM-LSVT licenses. Improved: RSTP behavior of DCNM-Dx devices. Fixed: Panasonic camera will not connect properly. Fixed: Panasonic camera cannot connect when authentication mode is enabled Fixed: time drifts on multimedia device which it is powered on multiple days. Fixed: Laptop cannot connect to 2nd Ethernet port of DCNM-Dx and DCNM-DCNM-IDESKx devices.
2.80.19734	2018-11-09	<ul style="list-style-type: none"> Extended: Hebrew, Hungarian, Romanian and Traditional Chinese language to UI of Meeting Application, multimedia device, discussion device with touchscreen, synoptic control. Extended: Synoptic control with add and remove seats. Extended: Participant logged in on Meeting application can cast vote. Extended: Dante inputs can be muted. Extended: Licenses can be activated online. Fixed: Sony SE-360SHE does not connect. Fixed: Cannot export persons in Spanish UI. Improved: connection behavior when using RSTP.

Release	Release Date	Release Comments
2.71.19040	2018-08-07	<ul style="list-style-type: none"> Fixed: DICENTIS services do not startup properly if SQL database is not operational yet. Improved support of ONVIF cameras. Fixed: IP4000 and IP5000 cameras do not show video on Meeting Application. Extended: Video of Panasonic AW-HE40SKE camera is displayed on MMD and MA. Configure H.264(2) H.264 transmission On Internet mode (over HTTP) On Image capture size 1280x720 Transmission priority Best effort Frame rate 25fps Max bit rate (per client) * Max 3072kbps - Min 1536kbps Image quality Motion priority Configure in MA: rtsp://<ip_address>/mediainput/h264/stream_2 Fixed: dcnmdatabase.exe -b command does not make database backup when you do not specify the filename.
2.70.18617	2018-06-26	<ul style="list-style-type: none"> Extended identification & verification with PIN for verification purposes (DCNM-MMD, DCNM-MMD2 and DCNM-DE). Extended identification & verification with fixed and free seating. Changed Identification in the API from device-based (AuthenticateParticipantAtDeviceAsync) to seat-based (AuthenticateParticipantAtSeatAsync). Middleware, for interfacing with Suprema Biostar software, updated to work with new identification and verification settings. DICENTIS 2.7 requires middleware which is supplied with 2.7 DVD to work properly. Extended meeting application with possibility to log of a single participants from the seat. Extended API demonstrator with assign participants to meetings, IPrepareParticipants2. Extended time to select an interpretation language on the MMD to 5 seconds. Extended ONVIF support with username & password settings Added support for Lumens VC-A50P camera. Added support for Windows 2016 server. Support for Server 2008 is terminated. Prevented recycle process of IIS to prevent that Synoptic control stops functioning. Fixed: incorrect data is stored when a voting round is recalled. Fixed: mismatch between API documentation and API demonstrator. Fixed: voting results chart colors are black if you translate the answers in the stylesheet. Fixed: Activation site does not accept diacritical characters. Fixed: IP4000 and IP5000 cameras show video on Meeting Application and multimedia device. Fixed: Seat results are shown in API demonstrator with (voting license) when the system has only DCNM-LSYS and DCNM-LVPM license. Fixed: Maximum bandwidth setting implemented for participant pictures to prevent filling up the complete network in large systems.

Release	Release Date	Release Comments
2.60.17459	2018-02-07	<ul style="list-style-type: none"> Extended voting with configuration of who can see the voting results during the voting round. Extended configuration of showing/hiding queue for participants with VIP rights. Participants can be imported from an XLS (Excel™) file in Meeting Application. Fixed Discussion settings and speakerslist can be open simultaneously. Extended time to select an interpretation language on the MMD to 5 seconds. Improved behavior to clear queue and speakers by accident on the Meeting Application. Fixed importing a pre 1.7 database with language distribution settings fails. Fixed Panasonic AW-HE130KE does not connect to DICENTIS system. Note: the Panasonic AW-HE130KE needs to be in a separate VLAN, because it has difficulties with the multicast data. Fixed back button behavior on the Meeting Application. Removed reference to Xceed.wpf.toolkit in API demonstrator source code. Fixed installation fails with error 1920 “insufficient privileges”. Fixed IPPreparePerson.CreatePersonAsync does not return the created GUIDs. Extended API demonstrator IControlParticipant with ParticipantId and SeatIdxed.
2.50.17011	2017-12-27	<ul style="list-style-type: none"> Not commercially released software version.
2.40.16360	2017-10-28	<ul style="list-style-type: none"> Customer logo is shown on DCNM-DE device. Vote weighing. Transition from SQL2008 to SQL2014 Changed interpretation configuration. Changes are now real time. Fixed adjusting the speakers list, using meeting application, while the speakerslist changes can cause removal of all requests from the list. Fixed individual results are not displayed on Synoptic Control due to removal of user synoptic. The user synoptic can no longer be deleted. Fixed cannot scroll through languages on DCNM-DE the first time you open the list after power up of the system. Fixed cannot unassign multiple participants. Fixed displayed camera feed stays on when microphone is switched on and off fast. Fixed all cameras are removed from external video switcher xml file when deleting a camera via Meeting Application.
2.31.15237	2017-06-15	<ul style="list-style-type: none"> Fixed 2.30 software does not install on non-US Operating System due to different names for the Admin user.

Release	Release Date	Release Comments
2.30.15173	2017-06-07	<ul style="list-style-type: none"> Request list can be hidden on multimedia device and DCNM-DE. Microphone LED and microphone button can be configured to not-blink for the first in the request list. Navigation buttons are disabled on multimedia device when a voting round is active. Extended voting with 100% settings (all authorized participants, all present participants with voting authorization, all participants who press present, all cast votes) Support for the 10" flush mount multimedia device. Extended API, API-documentation and API-demonstrator with enable/disable presentation mode Fixed language distribution cannot be configured when only DCNM-DSL devices are present Fixed Meeting Application cannot connect to System with ARNI after being idle 2 days. Fixed conflicts with port 9530-9550. DICENTIS now uses these 2 fixed ports 13 (Dante) and 9710 (services), others are variable. Fixed Chinese and Japanese fonts are not displayed in DCNM-DSL device in 2.2 software.
2.20.14487	2017-02-28	<ul style="list-style-type: none"> Dante Floor input and output added. Added speech timer functionality. Panasonic SDI/IP cameras are supported via Panasonic CGI commands. Sony SDI/IP cameras are supported via Sony CGI commands. Improved usability of adding participants to the speakers list and queue during a meeting. Improved usability of synoptic control; can now be accessed using <a href="http://<hostname pc>/SynopticControl">http://<hostname pc>/SynopticControl. Fixed, camera does not move if display image or logo is configured. Fixed cannot shift a request via synoptic control by selecting the microphone icon. Fixed noise on APS analog outputs while it powers up. Improved middleware software for interface to fingerprint readers. Fixed, possible to create multiple users with the same username. Fixed, too much diagnostic messages from NFC reader in logging file.
2.10.13715	2016-11-11	<ul style="list-style-type: none"> Extended DICENTIS family with DICENTIS discussion device with voting and DICENTIS discussion device with language selection Added displaying voting results to Synoptic Control. Webclient seat requires DCNM-LSVT license for this. Added Power on/off to Synoptic Control. Added illuminate device leds when moving the icon in the synoptic layout Added support for Windows authentication when authentication with password is configured. Added customer logo to login screen of multimedia device. Added display participant image of active speaker on multimedia device. Added attendance information to voting results XML. Improved stability of Meeting Application. Fixed cannot delete empty seats when they are used in a meeting. Fixed installation fails when trying to install the software via index.htm. Please run the setup.exe.

Release	Release Date	Release Comments
2.01.13099	2016-09-19	<ul style="list-style-type: none"> Fixed External SDI video switcher does not switch after upgrade to 2.0 (configuration file is not part of the upgrade process). Fixed External Video Steam does not work after upgrade to 2.0 (configuration file is not part of the upgrade process). Fixed Cancel request does not work in Open mode (without auto switch) and allow microphone is off. Fixed Meeting Application stops working due to connection issues with server.
2.00.12812	2016-08-19	<ul style="list-style-type: none"> Renamed DCN multimedia to DICENTIS. Extended DICENTIS family with DICENTIS discussion Extended device and DICENTIS discussion basic device. Added speakerslist, language selection, identification via NFC and confirmation on DICENTIS discussion Extended device. Added web based synoptic microphone control. Added participant pictures for multimedia device, meeting application and synoptic control. Added renaming function for the seats. Added customer logo in home screen and camera view. Decreased video latency on multimedia device. Please refer to the manual on how to configure the settings. Added configuration of system languages for interpretation. Added Voting and Meeting Notes XML-files have the same storage location. Updated the icons in the meeting application and multimedia device. Fixed minor issues regarding voting and attendance registration. Fixed Meeting Application and other API-clients disconnect from server. Fixed participants microphone stays on when it turns it off in OPEN with allow microphone off mode. Fixed interfacing with more than 99 fingerprint readers.
1.70.10710	2016-02-02	<ul style="list-style-type: none"> Added attendance registration to prepared meetings. Absent present information is displayed in Meeting Application and MMD. Added storing and displaying of meeting notes file which contains Meeting information, agenda items, present-absent information and all executed voting rounds. Added Open voting with no interim results. Added Vietnamese, Indonesian and Brazilian Portuguese to the MMD and Meeting Application UI language. Added the possibility to run the Meeting Application from a different VLAN. Added Windows 10 support for the Meeting Application. Added headphone volume control and language selection to the MMD Android API. Added MMD date and time format follows the server PC settings. Fixed Additional video stream, configured via VideoStreamDeviceConfiguration.xml, does not work anymore Fixed in a meeting with identification a seat without identification license (DCNM-LSID) and without a participant assigned to it is blocked. Fixed in a meeting with identification a seat with voting license (DCNM-LSVT), but without identification license (DCNM-LSID) is not able to see voting results. Improved the behavior of the audio when the audio input level of a microphone is too high. Fixed minor issues regarding voting and identification.
1.61.9820	2015-11-13	<ul style="list-style-type: none"> Fixed Omneo Media audio channels are sometimes swapped. Fixed issue with touchscreen behavior.

Release	Release Date	Release Comments
1.60.9520	2015-10-04	<ul style="list-style-type: none"> Added new identification method, external system, which enables connection to a 3rd party system for identification Middleware application to interface with Bosch DCN multimedia and Bosch fingerprint reader software (BioStar 1.6); this makes use of the external identification method Added new identification method, identification using NFC card, which requires the use of a DCNM-MMD2 (to be introduced later this year). Improved usability of configuration of the cameras in DCN multimedia Released Android API for custom build applications which integrate with DCN multimedia functionality Fixed some defects in voting Fixed some defects in activation website Fixed access rights: Prepare Meeting and Agenda can now create persons Improved upgrade of DCN multimedia devices Fixed problem of losing interpreted languages after power cycling Omneo Media Interface multiple times Fixed MeetingDocuments webserver is not installing in non-US language Operating systems
1.50.8700	2015-05-31	<ul style="list-style-type: none"> Persons can be added to Groups Groups results are available in API and voting results xml file Voting rounds extended with: DCNM-5021 5022Voting timer Secret ballot (anonymous results) Prevent influencing; cast vote is hidden and no individual intermediate results Ad-Hoc voting functionality to create a voting round with name and description during a prepared meeting PRS-4OMI4 supported for connection to DCN NG for interpreted languages when connected to DCN Next Generation Added voice to the list of discussion modes for systems upto 50 multimedia devices Dealers are informed by email that the Software Maintenance Agreement expires New Think Free Office version 7 Search bar for participants in the select from list identification usage on the multimedia device Internet Information Server is by default installed Fixed device not connect screen does not show link down Fixed 3rd party apps disappear when the system language is changed Improved firmware upgrade behavior Changed the date format on the MMD from US to UK when English GUI language is selected Fixed some defects in voting Improved digital signal processing behavior of the DCNM-APS
1.42.8474	2015-04-08	<ul style="list-style-type: none"> Functionality implemented during 1.4 is translated into local languages
1.41.8194	2015-02-25	<ul style="list-style-type: none"> Solved issue with opening documents on the DCN multimedia device

Release	Release Date	Release Comments
1.40.8061	2015-01-31	<ul style="list-style-type: none"> • Voting preparation and management implemented (DCNM-LVPM) • TV One CORIOMatrix supported • Added Software maintenance agreement expiration messages to Activation tool and improved installer • Solved several issues regarding TV-One and Kramer MV-6 external video switchers • Improved identification • Solved DCN Next Generation does not receive the floor audio from DCN multimedia via the Omneo Media Interface
1.31.7498	2014-11-27	<ul style="list-style-type: none"> • Functionality implemented during 1.3 is translated into local languages • Solved translation mistakes in Russian translation • Solved Upgrading DCN multimedia system (including Bosch DCNM multimedia Ext.VideoSwitcher), fails • Solved several issues regarding TV-One and Kramer MV-6 external video switchers • Solved participant rights cannot be updated during a running meeting • Solved Meeting application starts without management rights because previous session has not exited properly • Solved unassigning and assigning participants to seats behavior upon disconnecting and reconnecting of DCN multimedia devices
1.30.6863	2014-10-02	<ul style="list-style-type: none"> • Added Language selection (seat license required) for interpreted languages when connected to DCN Next Generation • Added support for Kramer MV-6 video switch • Increased maximum number of open microphones from 10 to 25 • Support of all current Bosch Onvif cameras • Changed voting from seat based to participant based • Improved usability of ON/OFF toggles in configuration screen of Multimedia device • Solved temporary loss of speech • Solved problems on Equalizer page of the Meeting application • Solved problem of headphone volume control popping up after switching screens • Improved behavior of opening of documents on the Multimedia device • Improved sorting of seats and devices of the Meeting application • Improved DCNM-DEMO, DCNM-CRN, DCN-RENTAL licenses so that they can grow together with future system functionality • Improved performance of large systems (upto 750 seats) • Improved Ambient audio; ambient audio is not routed to DCN multimedia device loudspeaker
1.20.6092	2014-07-22	<ul style="list-style-type: none"> • Added Identification (seat license required) • Added For/Against/Abstain voting (seat license required) • Added support for short and long stem microphone. • Increased maximum system size to 750 devices • Added ambient microphone functionality (e.g. for DCN multimedia Webcasting) • Added support for Remote SQL server 2008 R2 • Rapid Spanning Tree Protocol (RSTP) support for redundant cabling of DCNM-MMDs
1.17.5730	2014-06-12	<ul style="list-style-type: none"> • Solved blocked welcome screen blocked in Russian language • Solved welcome screen does not react on language change • Solved power button visible without the rights

Release	Release Date	Release Comments
1.16.5521	2014-05-27	<ul style="list-style-type: none"> New GUI items for Multimedia Devices, Meeting Application, Installer are translated in local language Added Finnish and Arabic on the Multimedia Devices, Meeting Application, Installer Corrected behavior of Granting speech to VIP or VIS Solved reboot of DCN multimedia device when opening large files Solved Activation Tool does not start on non-US Operating System Solved Power Off button does not appear on Multimedia Device which has Power Off capabilities.
1.12.4325	2014-02-12	<ul style="list-style-type: none"> Added welcome screen to show the name of the participant or seat Added possibility to configure another presentation stream Added possibility to configure other camera source than Bosch HD Conference Dome Added support for Windows 8.0 Home, Windows 2008 Server R2 and Windows 2012 Server R2, 64 bit only Added Copy meeting to the Meeting preparation application Added Windows API Added Repairing and Returning of licenses Improved the URL linked to agenda's and agenda items Added support for DCN multimedia Webcast application
1.00.1882	2013-10-23	<ul style="list-style-type: none"> Initial version

2 Supported Operating Systems

Below overview lists the DICENTIS versions and Microsoft Operating Systems

DICENTIS	Windows Server 2022	Windows Server 2019	Windows Server 2016	Windows Server 2012	Windows Server 2008	SQL Server
6.50.316 6.40.33 6.31.45 6.30.13 6.22.56 6.21.34 6.20.27	Yes	Yes	Not supported	Not supported	Not supported	2019
6.11.37 6.10.12309 6.01.36674 6.00.36472 5.10.35949 5.00.35160 4.41.34871 4.40.34349 4.30.33085 4.20.33007 4.12.30606 4.11.30403 4.10.30149	Yes	Yes	Yes	Not supported	Not supported	2019
4.00.29008 3.70.27806 3.61.27269 3.60.26983 3.51.26670 3.50.25260	Not supported	Yes	Yes	Not supported	Not supported	2014

DICENTIS	Windows Server 2022	Windows Server 2019	Windows Server 2016	Windows Server 2012	Windows Server 2008	SQL Server
3.40.24446 3.30.23380 3.20.22282 3.11.21469 3.10.21060 3.00.20482 2.80.19734 2.71.19040 2.70.18617	Not supported	Not supported	Yes	Yes	Not supported	2014
2.60.17459 2.50.17011 2.40.16360	Not supported	Not supported	Not supported	Yes	Yes	2014
2.31.15237 2.30.15173 2.20.14487 2.10.13715 2.01.13099 2.00.12812 1.70.10710 1.61.9820 1.60.9520 1.50.8700 1.42.8474 1.41.8194 1.40.8061 1.31.7498 1.30.6863 1.20.6092 1.17.5730 1.16.5521 1.12.4325	Not supported	Not supported	Not supported	Yes	Yes	2008

3 Hardware / software support

It is always advised to upgrade the DICENTIS Conference system to the most recent version. Below table lists which minimum software version is required for the hardware versions.

Device	Hardware version	Requires DICENTIS software
DCNM-MMD2	03/00	5.10 or newer
DCNM-MMD2	02/00 01/01 (≥2021)	2.60 or newer
DCNM-DE	01/04	4.41 or newer

4 Known issues

4.1 Security

Security:

DICENTIS software 3.20 up to 4.12 contains Newton packages for which vulnerabilities have been found and fixes are available.

Solution:

Upgrading to 4.20 is the easiest solution.

If you cannot upgrade to 4.20 then you can install the security fixes manually:

1. Download the Newton vulnerability fix: <https://licensing.boschsecurity.com/software/>
2. Unpack it to c:\Temp\
3. Open a command prompt with elevated rights (Run as Administrator)
4. Navigate to the folder where the fix was unpacked and run the following command to run the upgrade script:

```
powershell.exe -NoProfile -ExecutionPolicy RemoteSigned -File
.\Dicentis_4.1x_FIX.ps1
```


The script will stop the DICENTIS services (see Server Console icon), upgrade the software and restart the DICENTIS services after the upgrade.

5. Wait for the script to execute.

To validate if the upgrade succeeded:

- The new filesize of Newtonsoft.Json.dll is 701992 bytes, the old filesize of Newtonsoft.Json.dll is 662528 bytes.
- In the C:\Program Files\Bosch\DICENTIS several .config files are added or modified (having date of execution).
- Same is applicable for SynopticControl (folder C:\inetpub\wwwroot\SynopticControl). web.config changed and .\bin\Newtonsoft.Json.dll replaced.
- Same is applicable for ImageServer (folder C:\inetpub\wwwroot\ImageServer). web.config changed and .\bin\Newtonsoft.Json.dll replaced.

4.2 DICENTIS Services restarting due to port exhaustion

Services restart due to port exhaustion when DOCENT is running continuously:

Services restart due to port exhaustion when DOCENT is running continuously:

DICENTIS 6.50 contains a fix for the port exhaustion issue in earlier versions. However a port exhaustion can still occur if the DOCENT tool is kept running continuously. This is visible in the Event viewer error with ID 4227.

Solution:

Do not run DOCENT continuously. Close DOCENT after the monitoring is complete to free up the tcp ports.

4.3 DICENTIS Server console

Server console icon not shown after re-installation

Sometimes the DICENTIS Service icon is not shown after a re-installation of the software. The system works correctly.

Solution:

Restart the computer.

4.4 DICENTIS Hybrid meetings

Issue:

Activating a meeting directly after deactivating a meeting will show error information in the Technical messages window of DICENTIS Webserver Synoptic control.

Reason:

This has to do with time-out behavior implemented to clean up meeting information of the de-activated meeting.

Workaround:

The error notification will be cleared when the de-activated meeting is cleared and the newly activated meeting is fully activated and ready for Hybrid meetings.

Issue:

The use of an ambient microphone might cause audio artifacts in combination with DICENTIS Hybrid meetings

Reason:

The ambient microphone signal that is connected to the APS is not switched off when a remote participant is speaking.

Issue:

The DICENTIS Hybrid meeting app does not work as expected.

Possible reason:

Some browser extension interfere with the DICENTIS Hybrid meeting application. Switching them off might solve the issue.

4.5 DICENTIS Media Gateway

Issue:

The Media gateway crashes on a Server PC with NVIDIA GeForce GT 720 Graphics card.

Solution:

No solution available. GT 720 cards are not supported.

Issue:

The Meeting application or computer showing the video on the big screen is not displaying the video properly. The Media gateway will show an error similar to below:

ERROR rtspclient rtsp-client.c:1115:find_media: client 1357FAA8: can't prepare media
ERROR rtspclient rtsp-client.c:3412:handle_describe_request: client 1357FAA8: no media

Solution:

Please validate that the computer is using the correct and latest Graphics drivers for your video processor and not the default video drivers so that hardware acceleration is supported.

Issue:

The input reference link for the existing cameras is not shown in ONVIF discovery section in Media Gateway Configuration interface.

Possible reason:

Old configuration files does not contain the reference field.

Workaround:

Remove and add the device again or update the ONVIF field manually. The reference value will be added to the ONVIF discovery section.

Issue:

Poor video quality in MMD, IDesk and Participant for static videos and presentation.

Possible reason:

Key frames does not send often by the encoders and cameras for static scenes. Additionally, sending burst of keyframes cause network spikes that cant be handled by the devices.

Workaround:

Reduce the bitrate to 2000 for the devices and increase FPS for presentation streams to 60.

4.6 DICENTIS Participant App

Issue:

Updating the default certificates cause app to not be able connect the server.

Reason:

Participation App uses TLS for communication and security. Therefore, a valid SSL certificate must always be registered and configured in the participant app services.

Workaround:

If the certificate is updated, Participation App settings file (C:\Program Files (x86)\Bosch\Bosch\DICENTIS\ParticipationApp\appsettings.json) in the installation folder must also be updated to reflect the new certificate as follows:

```
"Web Api": {  
  "CertificateFriendlyName": ""  
},
```

The friendly name of the SSL certificate must match the one used for the DcnmSynopticControl website. Please check the site binding in Internet Information Services.

Example:

```
{ "WebApi": {  
  "CertificateFriendlyName": "Room-11-server"  
}  
}
```

Issue:

The app does not connect to DICENTIS server (may show blank/white screen based on network configuration) when Wi-Fi is active

Reason:

Most of the tablets uses Wi-Fi as a primary network.

Workaround:

Change the priority of the networks to first connect to the wired network or disable all other network interfaces

Issue:

After the app is sent the background (closed without killing) and stay in the background for a few minutes, it shows an error screen when re-opened.

Reason:

The connection between the tablet and server is timed-out when the app is in the background.

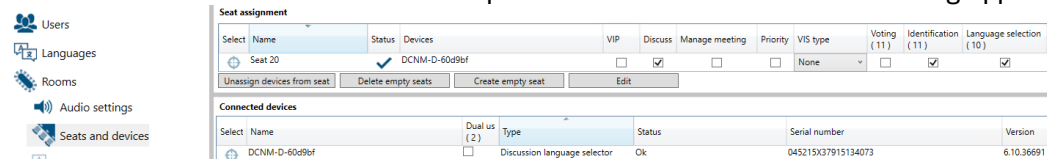
Workaround:

Click on the Restart button on the error page or kill and re-launch the app to reconnect.

4.7 DCNM-DSL, DCNM-DVT and DCNM-FSL have DCNM-D as hostname

Issue:

DCNM-DSL, DCNM-DVT and DCNM-FSL devices produced during July – November 2023 show an incorrect hostname in the Firmware upload tool and in the DICENTIS Meeting application.

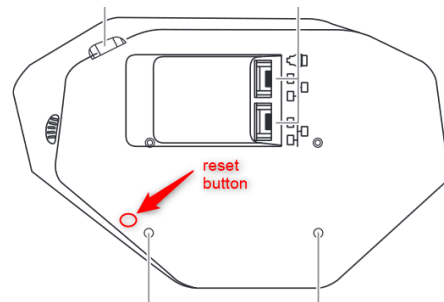


This incorrect (host)Name has no effect on the correct functioning of the device, because the device Type is correctly recognized by the software. The Meeting application screenshot below shows that the device is correctly recognized as a Discussion language selector (although the hostname is DCNM-D-xxxxxx)

Solution:

The hostname can be easily corrected. But this has to be done per device.

1. Reset the device to defaults by keeping the reset button pressed for 10 seconds while it is powered.
2. Power cycle the device. After the powercycle the device Name will be changed reflecting the type: DCNM-DSL-xxxxxx, DCNM-DVT-xxxxxx, DCNM-FSL-xxxxxx.



4.8 Led behavior

Issue:

The green request to speak LED on button and microphone do not light up for a Wireless device when it has priority enabled and it enters the queue.

Solution:

The participant does enter the queue where it is visible by the operator using Synoptic control or Meeting application. The participant is also shown on the request list on DCNM-DE, DCNM-MMD and Participant app.

Issue:

LEDs of the DICENTIS microphone and button do not blink synchronous during the last minute of speech or the first in request when the seat has 2 microphones in a setup where both microphones are connected to the same DCNM-FBD2 device and with DCNM-FMICB and DCNM-FAI.

Solution:

Exchange the DCNM-FMICB, if it has hardware version HW01/00, with a DCNM-FMICB which has hardware version HW01/01.

4.9 Identification

Issue:

When you remove the identification tick mark from a seat based on a DCNM-FBD2 during a meeting with identification, then that seat will still take part in the identification process.

Solution:

Disable the identification tick mark prior to activating the meeting.

Issue:

Remote participant cannot login in a meeting without identification + when the participant is assigned to a seat in the meeting room.

Solution:

Remove the participant from the seat in the meeting room via Prepare meeting.

Issue:

When the Biostar biometric system is configured to login via fingerprint + NFC card, the participant cannot log out via presenting a non-configured, incorrect finger.

Solution:

Log out via the logout button on the participant device.

4.10 Voting

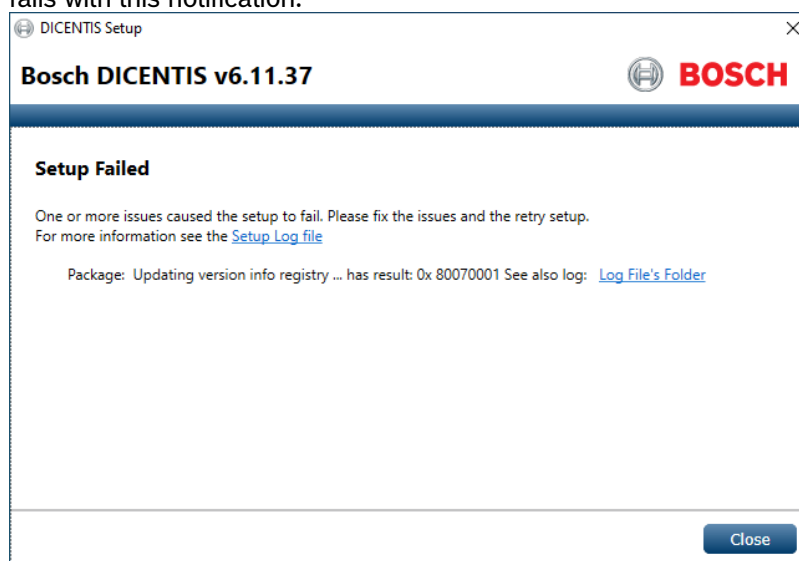
Issue:

When rapidly pressing the voting buttons on the DICENTIS flush voting panel (DCNM-FVP), then it might happen that the LED of the cast vote remains off when the voting round is closed. The vote is properly received and stored in the voting results.

4.11 Software installation

Issue:

Installing 6.11.37 on a system which is downgraded from 6.20 or newer, but had 6.11 in the past fails with this notification:

**Solution:**

Copy the 6.11.37 \Installer\ to the location where it was when 6.11.37 was installed the first time. How to find this location:

1. Open the Setup Log file
2. Search for the following Error

Error 0x80070002: Failed while prompting for source (original path '[drive]:\<original_directory>\Installer\RunUpdateVersionToRegistry.cmd').

3. Copy the 6.11.37 \Installer\ folder and its content to the same location as mentioned in number 2.

Issue:

Downgrading a system by removing DICENTIS software and then installing a previous version results in a installation failure with version issue on Microsoft Edge WebView2 Runtime.

This is the result that Microsoft Edge WebView2 Runtime is not automatically removed, because it

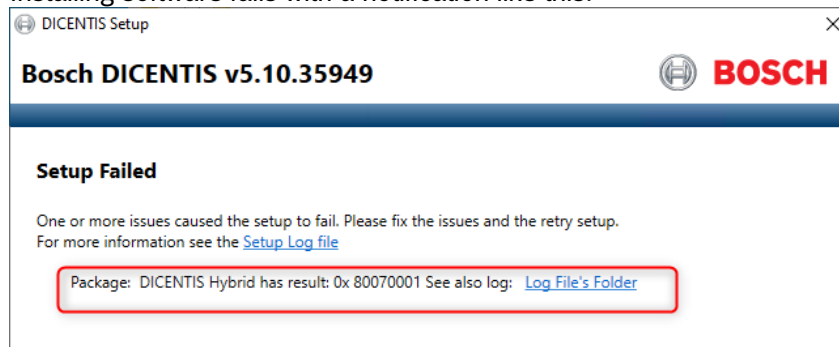
can be used by other applications.

Solution:

Manually remove Microsoft Edge WebView2 Runtime software via add remove programs and then start the installation of the previous DICENTIS software.

Issue:

Installing software fails with a notification like this:



And the directory C:\ProgramData\Bosch\DICENTIS Server\LaunchProfiles contains manually created backups of launchprofiles. If you make copies of launchprofile files and keep the extension as json, then the services also try to execute the backup files.

Solution:

If you create backup of the launchprofile files, then rename the extension to something else than json (e.g. bak).

Issue:

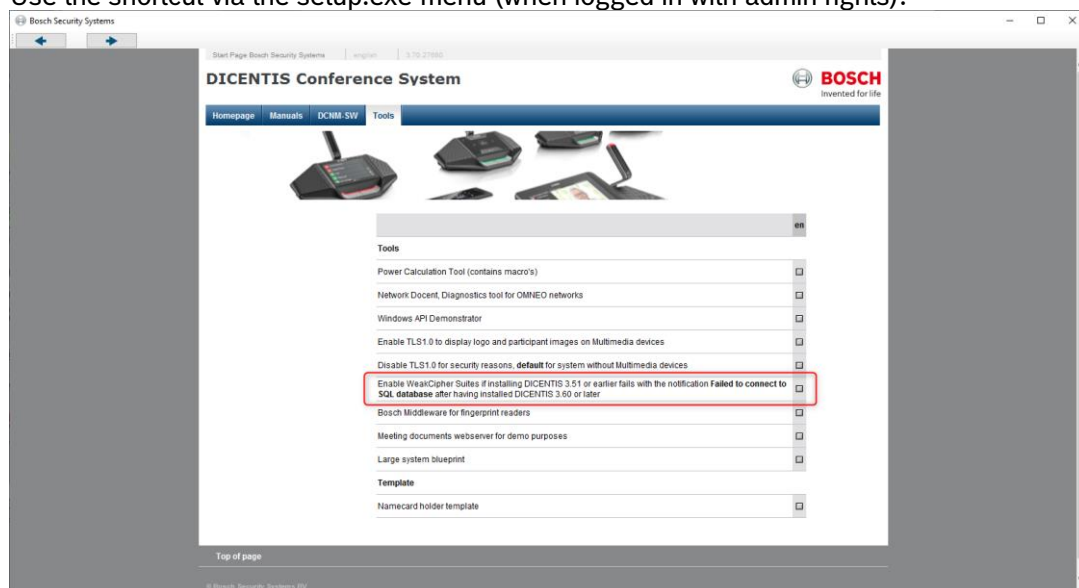
Cannot install 3.51 or earlier on a Windows Server 2016 system after upgrading to 3.60 or later and removing it. The notification is cannot connect to SQL server.

Solution:

Enable WeakCyphers for the SQL database by either:

Running: Tools\WeakCipher\EnableWeakCipher.bat with admin / elevated rights. Or

Use the shortcut via the setup.exe menu (when logged in with admin rights):



This functionality is available on the 3.70 installation DVD.

Issue:

Upgrade of 2.4 (or previous) on the server computer fails, Setup Failed, with the following notification:

Installer error: Code 1923; Service ' Bosch DICENTIS Meeting Controller Service' (Bosch DICENTIS Meeting Controller Service) could not be installed. Verify that you have sufficient privileges to install system services.

Installer error: Code 1939; Service ' Bosch DICENTIS Meeting Controller Service' (Bosch DICENTIS Meeting Controller Service) could not be configured. Verify that you have sufficient privileges to configure system services.

Solution:

Remove 2.4 (or previous) via Programs and Features.
Restart the computer.
Install the DICENTIS software.

Issue:

Upgrading from 2.8 to 3.2 requires a restart of the server and this results in the software not properly being installed.

Solution:

Restart the installation of the DICENTIS software to complete the installation.

Issue:

Upgrading a 4.30 DICENTIS system, installed on a Virtual machine might result in a notification not being able to connect to SQL.

Solution:

Restart the DICENTIS Server a second time to resolve the issue.

4.12 DeviceBrowser

Issue:

When DeviceBrowser is running when you power on the DICENTIS Devices, you will notice that ALL devices will temporarily disappear. This is caused by the device discovery implementation in DICENTIS and is normal behavior.

Explanation:

When using multiple subnets with ARNs, it sometimes takes a while for the discovery service to detect that a device has actually disappeared when it is powered off. While the discovery service thinks that the device is still online, DICENTIS will not be able to connect to the device when it is powered on again. To expedite this process, all discovered devices are removed from the discovered devices table. This causes discovery to be faster on power up (i.e. the devices will be online quicker), but has the side effect that devices that are not powered off/on will also temporarily disappear from the output shown by DeviceBrowser.

4.13 Logging

Issue:

Logviewer does not open, but shows “unable to connect to database”. Windows Event viewer shows error: “Cannot create file DcnmLoggingDatabase.mdf, because it already exists.”

Solution:

This happens when Windows SQL server is de installed. Un installing SQL removes references to the files, but the files still remain. Manually delete the files:

DcnmLoggingDatabase.mdf

DcnmLoggingDatabase_log.ldf

4.14 Audio issues

Issue:

Keeping the language selection buttons, DCNM-DSL, DCNM-FSLP, pressed while enabling the microphone might result in no microphone audio.

Solution:

Release the language selection buttons and request the floor again (press to turn the microphone off and press the button to request the floor).

Issue:

Unpredictable audio interruptions.

Solution:

These issues are often caused by using network switches which do not comply to the switch requirements mentioned in the DCNM-SW manual in the hardware requirements. Network switches which have home or small office as their intended use, are often not able to handle the multicast data in the DICENTIS system.

Issue:

Headphone audio on Multimedia device missing after upgrade.

Solution:

Powercycle the Multimedia device after upgrade.

4.15 Show active microphone in voice mode issues

Issue:

Replacing or adding a device while in voice mode can cause the device to operate incorrectly.

Solution:

Change the discussion mode to Open, press apply and back to Voice and press apply.

Issue:

1 seat is in the speakers list although no one is speaking.

Solution:

Due to its continuous sensing of the audio in the room it can happen that 1 seat is always shown in the speaker list. This seat is removed from the speakers list as soon as a participant starts speaking. Alternatively you can configure 1 seat as button operated and always put that seat in the speakers list, e.g. the Chairperson or the Judge.

Issue:

When you change from Voice mode without show active microphone to Voice mode with show active microphone a participant will be immediately added to the speakers list (before reaching the attack time) if they were already speaking.

Solution:

No solution required. New participants need to speak for at least the duration of the attack time before they are displayed in the speakers list. And speakers are removed upon reaching the release time.

4.16 Manage discuss

Issue:

Microphone will turn off upon assigning manage meeting rights to a participant.

Solution:

Do not grant manage meeting rights to a seat or participant when the microphone is active.

4.17 Network issues

Issue:

Device browser tool does not show all connected ARNI's.

Solution:

When the ARNI's have the same device name, then not all ARNI's are shown in the Device browser tool. Please use a unique name for each ARNI. Best practice is to add the VLAN in the ARNI hostname, e.g. ARNI-64.

Issue:

Unpredictable audio interruptions in systems where IGMP has been configured.

Solution:

These issues are often caused by using network switches which do not comply to the switch requirements mentioned in the DCNM-SW manual in the hardware requirements. Network switches which have home or small office as their intended use, are often not able to handle the multicast data in the DICENTIS system.

Issue:

Meeting Application, API-client, API demonstrator cannot connect from client PC to DICENTIS services on Server computer after upgrade to version 3.50.

Check if the computer has the correct certificate:

1. Open Powershell
2. Run the command `dir Cert\LocalMachine\my`

```
PS C:\Users\Administrator> dir Cert:\LocalMachine\my
```

```

PSParentPath: Microsoft.PowerShell.Security\Certificate::LocalMachine\my

Thumbprint                               Subject
-----
79E44A45A6FA12885B3920C1629C3E8CC0E4212F  CN=Bosch.DCNmultimedia
```

3. Check the "Thumbprint" for the CN= Bosch.DCNmultimedia
 - a. If it lists: **79E44A45A6FA12885B3920C1629C3E8CC0E4212F**, then the certificate is **incorrect**

- b. If it lists **8A370DA8EA0457AD767CD8098D1A19DC82D2FDE**, then the certificate is **correct**.
 4. Execute these steps on the Server as well as the clients.
- If the certificate is incorrect, then please follow the steps in the Solution below.

Solution:

Run Setup.exe to de-install DICENTIS including the invalid certificate.

Run Setup.exe to install DICENTIS again and now with the correct certificate.

Note: De-installing DICENTIS will not delete your configuration or you license.

or

Upgrade to DICENTIS 3.51 or higher

4.18 Upgrade of DICENTIS devices

Issue:

Upgrade of DCNM-APS, DCNM-PS and DCNM-MMD which are produced before 2013 week 35 fail when upgraded with DICENTIS 6.50 software or newer.

These devices have an older bootloader which is not supported by the latest Firmware upload tool.

Work around:

To upgrade these devices with the latest DICENTIS firmware, you need to remove the current Firmware upload tool and install a previous version of the Firmware upload tool.

Please follow below instruction:

1. Remove the current installed OMNEO Firmware upload tool via Programs and Features
2. Download the DICENTIS 6.40.33 ISO from the [previous](#) page of the software download site.
3. Install the OMNEO Firmware upload tool:
 - a. Open the downloaded ISO file
 - b. Go to the Installer folder
 - c. Run OMNEOFirmwareUploadTool.exe to install it
 - d. Run BoschTftpUploadPlugin.msi to install it
4. Now you can open the Firmware upload tool (Upgrade devices) via the Server console and upload the devices with the latest DICENTIS firmware (The Upload tool should list V6.50.6573 as the version of the upload tool).

Issue:

While upgrading the DCNM-FBD2 devices, the green LED flashes or blinks rapidly. The green flashing indicates a “not registered network connection” which is the result of this phase of the upgrade process.

Work around:

Just wait a bit and then the device will have registered a network connection (received an IP-address) and then the fast green flashing/blinking stops.

Issue:

Not all connected flush panels are discovered after upgrading the DCNM-FBD2 device.

Work around:

Power cycle the DCNM-FBD2 devices after upgrading the firmware.

Issue:

Uploading of a INT-TXO might fail in a multi-subnet system when the INT-TXO is not in the same subnet as the PC running the firmware upload tool.

Work around:

Restart the upgrade. If it keeps failing, then move the INT-TXO to same subnet as the PC running the firmware upload tool.

Issue:

Uploading 4.10 firmware to DCNM-D, DCNM-DVT, DCNM-DSL, DCNM-DE, DCNM-FSL devices fails in multi subnet systems.

Work around:

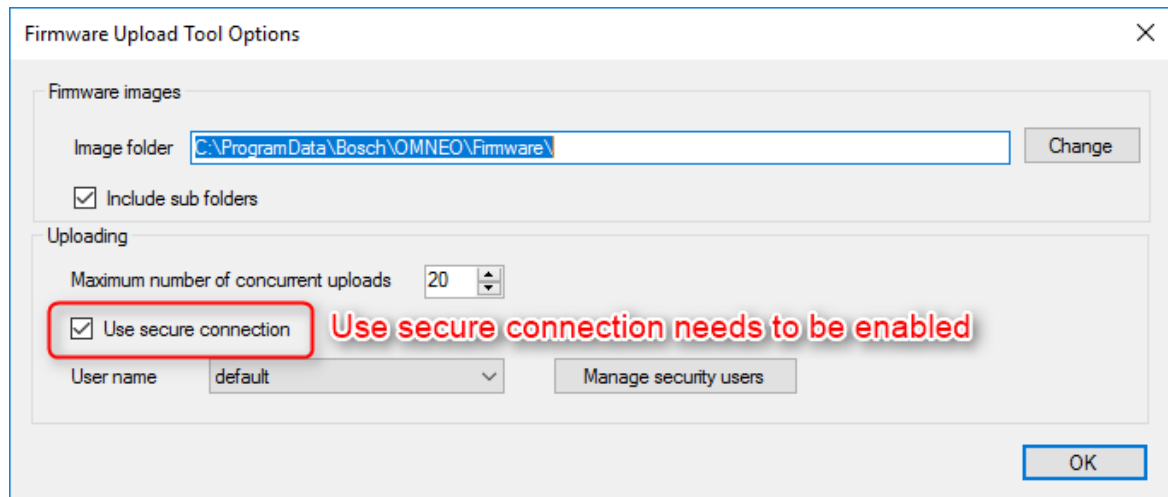
Upgrade to 4.11. If it still fails, stop the DICENTIS services before uploading the firmware.

Issue:

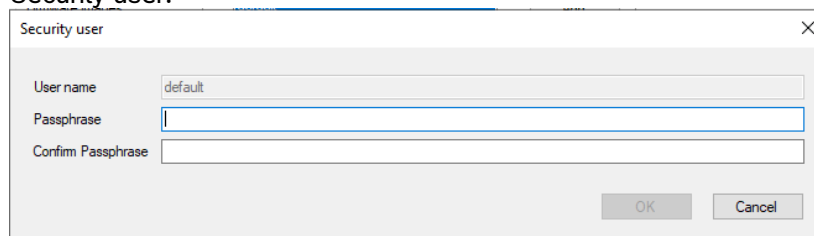
OMNEO firmware Upload Tool does not discover any devices.

Solution:

Check via File \ Options if “use secure connection” is enabled. It should be enabled.

**Issue:**

OMNEO firmware Upload Tool does not discover any devices after adding a passphrase for the Security user.

**Solution:**

1. Stop the Firmware Upload Tool.
2. Delete the following file C:\Program Files\Bosch\OMNEO\Firmware Upload Tool\FirmwareUploadHIconfig.ini
3. Start the Firmware Upload Tool
4. Do not change the settings for the default user.

Issue:

Uploading of device keeps failing.

Solution:

1. Close the firmware upload tool.
2. Power cycle the failing devices.
3. Run the firmware upload tool again.
4. Upload the devices with the firmware.

Issue:

Upgrade of a PRS-4OMI4 from version lower than 2.30 to version 2.30 or higher fails. The device name of the PRS-4OMI4 is changed in version 2.3 or higher. In version 2.2 or lower it was OM1-xxxxxx. In version 2.3 or higher it is PRS-4OMI4-xxxxx. Therefore the first time you try to upgrade it fails. If you retry the upgrade it will go OK, because the name is changed after the first failed upgrade.

Solution:

Run the upgrade a second time and it will succeed, because after the failed upgrade, the name is changed.

Issue:

When upgrading the ARNI you can select 2 ARNI firmware files 5.01.4289 and 5.10.4908. Please select version 5.10.4908 to upgrade the ARNI-E and ARNI-S.

Issue:

DICENTIS multimedia device still shows previous speaker if a new speaker should be displayed. If the H.264 video stream of the new speaker is not compliant (e.g. too much bitrate or non-decodable H.264 stream) then the previous video stream will still be displayed.

Solution:

Configure a proper H.264 stream. temporary workaround is to refresh the MMD by pressing the home button and back-to-active (green) button.

Issue:

DICENTIS audio powering switch (DCNM-APS) and powering switch (DCNM-PS) reboot during upgrade from 2.10 to a newer version when the system is in RSTP.

Solution:

First upgrade the DCNM-APS, then upgrade the DCNM-PS. Then upgrade the other devices.

Issue:

Downloading 2.71 or earlier, firmware in a DCNM-MMD (produced in 2018 or later) fails.

Solution:

The best option is to upgrade your DICENTIS software to 2.8 or later. Check if you need to extend your Software maintenance agreement (SMA: DCNM-1 SMA, DCNM-2SMA, DCNM-5SAM) for this.

Another option is first downloading 2.8 firmware and then 2.71 (or earlier) firmware:

1. Upload the DCNM-MMD with 2.8 firmware, to do this:
 - a. Install DICENTIS 2.8 on **another** computer.
 - b. Connect the DCNM-MMD via PoE to this computer.
 - c. Start the firmware upgrade tool and download it with 2.8 firmware
2. Connect the DCNM-MMD to your DICENTIS system, open the firmware upload tool and upload it with the firmware of your system.

4.19 BioStar

Issue:

After upgrading the Biostar software as part of the DICENTS 6.40 or 6.50 release you might see this information in the logging:

```
<Date & Time> | DebugCategory Information: 3 Exception occurred
System.TypeInitializationException: The type initializer for
'System.Text.Json.JsonSerializer' threw an exception. --->
System.TypeInitializationException: The type initializer for 'PerTypeValues`1' threw an
exception. ---> System.IO.FileLoadException: Could not load file or assembly
'System.Runtime.CompilerServices.Unsafe, Version=4.0.4.1, Culture=neutral,
PublicKeyToken=b03f5f7f11d50a3a' or one of its dependencies. The located assembly's
manifest definition does not match the assembly reference. (Exception from HRESULT:
0x80131040)
   at System.SpanHelpers.PerTypeValues`1.MeasureArrayAdjustment()
   at System.SpanHelpers.PerTypeValues`1..cctor()
--- End of inner exception stack trace ---
   at System.ReadOnlySpan`1..ctor(Void* pointer, Int32 length)
   at System.Text.Json.JsonSerializer..cctor()
--- End of inner exception stack trace ---
   at System.Text.Json.JsonSerializerOptions.ConfigureForJsonSerializer()
   at System.Text.Json.JsonSerializer.GetTypeInfo(JsonSerializerOptions options, Type
inputType)
   at System.Text.Json.JsonSerializer.GetTypeInfo[T](JsonSerializerOptions options)
   at System.Text.Json.JsonSerializer.Deserialize[TValue](String json, JsonSerializerOptions
options)
   at Bosch.Middleware.Logic.DcnmApi.ReadDataFromJsonFile(String jsonFilePath)
```

Workaround

Edit: Bosch.Middleware.exe.config

```
<dependentAssembly>
  <assemblyIdentity name="System.Memory" publicKeyToken="cc7b13ffcd2ddd51" culture="neutral"
  />
  <bindingRedirect oldVersion="0.0.0.0-4.0.1.2" newVersion="4.0.1.2" />
</dependentAssembly>
```

4.20 Licensing

Issue:

When Prepaid or Subscription Premium or Ultimate licenses expire, the system will revert to Registered functionality. If the Hybrid add on licenses have not expired, then the UI of the Activation Tool will display the certificate expired and Hybrid Add Ons. However the Hybrid Add On's do not function while the Premium or Ultimate license has expired.

Workaround

Extend the subscription or add Prepaid license to return to the original Premium or Ultimate functionality. Or return the Add On licenses to fully go to Registered mode.

Issue:

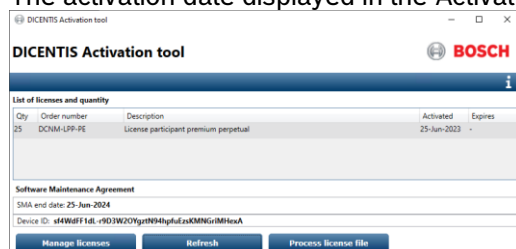
The system is not operational after replacing CPU, mainboard or a change in the Windows-UUID. This results in a change of the Device ID which will make the license not functional any more.

Workaround

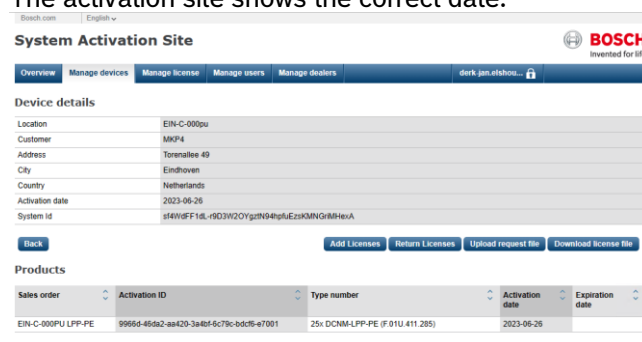
First return the license before you change the CPU or Mainboard or move the software to a different virtual machine.

Issue:

The activation date displayed in the Activation tool is 1 day before activation.



The activation site shows the correct date:

**Workaround:**

This has to do with the internal license store. The important part is that the end date of functionality or SMA is properly calculated.

Issue:

The activation site does not display the SMA expiration date of Perpetual licenses.

Workaround:

This will be fixed in an upcoming release of the Activation site. For now use the information on the Activation tool.

Issue:

Licensing a INT-TXO fails when “special characters” like ë or é or è are used in the Customer info.

Workaround:

Please upgrade to DICENTIS 5.1 or use standard ASCII characters for entering the Customer info on the License page of the INT-TXO.

Issue:

Starting the services immediately after activating DCNM-LSYS does not result in a working system:

- Devices show Cannot connect to services
- Meeting application shows login screen with “connecting to system, please wait”

After activating the DCNM-LSYS license, the license store needs to be constructed, this can take some minutes.

Workaround:

Do not start the services, but just wait, the services will automatically start withing 30 minutes. Or start and restart the services, that will also result in a working system.

Issue:

DICENTIS Activation Tool shows SMA end date with orange text on a Registered system after activating and returning a Premium or Ultimate license on the same day **AND** if the country is part of the countries where DICENTIS Hybrid is available.

Workaround:

Wait one more day and the notification is gone. The notification has no effect on the behavior or your system.

Issue:

After upgrading from 4.30 to 4.40 the services show a green tick mark (software installed on a Virtual Machine), but Meeting Application does not start.

Workaround:

Restart the computer.

Issue:

Activation tool of DICENTIS 4.30 shows “renew certificate” button.

Workaround:

This button has no function in this software.

Issue:

Cannot link a user to multiple accounts.

Workaround:

Please contact your local Bosch sales organization for support.

4.21 Language selection

Issue:

When you select the same headphone language as the other participant on using the device, then the headphone audio is shortly muted. This can occur in a DCNM-DE in dual use or on a DCNM-FBD2 with 2 language panels connect.

Issue:

DICENTIS discussion device with touch screen (DCNM-DE) is not properly displaying the following as languages in their original language.

- Sanskrit
- Nepali
- Marathi
- Konaki
- Georgian
- Armenian
- Hindi

Workaround:

Use the 3 letter abbreviation for displaying the languages when these languages are used. Or create a user defined language using ASCII characters.

Issue:

OMI configuration is empty after upgrading from 2.8 or lower to 2.9 or higher version.

Solution:

After upgrade of a 2.8 or older version to 2.9 or later version, the OMI configuration is cleared, because it would be incompatible with the configuration in the newer version. Therefore you need to configure to which OMI and OMI input you are sending your floor language and from which OMI and OMI outputs you are receiving your interpreted languages.

4.22 Display time on device

Issue:

The MMD clock is not automatically synchronized if the clock of the server is set back multiple hours.

The server triggers the multimedia device to synchronize every 10 minutes. If the clock is set backwards it will take until the server is at its original time + approximately 10 minutes to send this trigger again to the multimedia devices

Solution:.

Power cycle the multimedia devices if the server clock is set backwards more than 1 hour.

Issue:

The Clock of the Multimedia device and the Interpreter desk do not display the time of the server. In a DICENTIS system there is one time server, this is the DICENTIS server. It runs a 3rd party program called “NetTime” which acts as an NTP server for the DICENTIS system. If Windows time is enabled and conflicts with the NETTime application which provides the time to the Multimedia device and the Interpreter desk.

Solution:.

On the DICENTIS server, check if the program "Net Time" is running.

- Stop the DICENTIS services (right click on the 'Bosch-logo' at the bottom right of the screen, then stop services)
- Go to the servers' services and go to 'Bosch DICENTIS system time service', this service is still running, Stop this service manually.
- Stop the NetTime services
- Disable the Windows Time services
- Start the Nettime service
- after that start all other services (right click on the 'bosch-logo' at the bottom right of the screen, then start services)
- Wait until all services have started (green check-mark in the logo).
- Start the 'Bosch DICENTIS system time service' manually.
- Then power cycle the hardware (APS and PS's) or switch the device off and on via the meeting application.

Upgrade to DICENTIS Conference System 3.20 where the Windows time is automatically disabled.

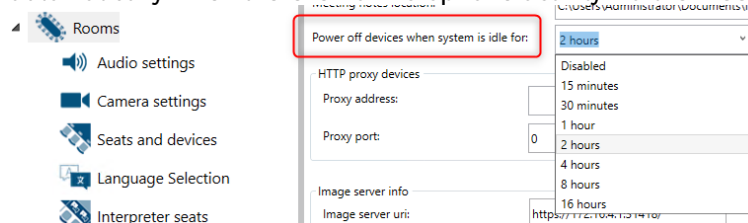
4.23 Display of Multimedia devices turns off after 2 months of usage

Issue:

After 2 months of being powered on the screen of the Multimedia device turns off, but the microphone and loudspeaker remain operational.

Solution:

Power off the Multimedia devices when they are not being used. This increases the lifetime of the devices and reduces power consumption. The system can be configured to power off automatically when there is no microphone activity via the Meeting Application



4.24 Video cropped on Multimedia devices

Issue:

The video of the camera is cropped on the left and right side on multimedia devices by design.

Solution:

Try to position the camera to center the room and participant so they are not cropped in MMD display. Configure your overlays more to the center so they are not in the cropped segments of the video.

4.25 Meeting application

Issue:

Edit button is disabled in Configure Seats and devices. When Dual seat is enabled, the seat selection is losing the focus and because of this the Edit option is disabled, it shows the focus in the seat selection view, but it is not selected.

Solution:

Click on the seat again, Edit option will be enabled.

Issue:

When changing the Screen line definition and pressing apply the new screen line definition is applied immediately for all connected Seats, but in Prepare meetings \ Participants the old screen line definition is still shown.

Solution:

Restart the Meeting Application to see the new screen line definition.

Issue:

GUI language and headphone language are not imported when importing a 3.51 or earlier persons Excel (xls) in 3.60 or later version.

Solution:

The resource names for Device GUI Language and Headphone language have changed between 3.51 and 3.60. Replace the column headers with the headers of an export template and try again.

Issue:

When you run the Meeting Application via a remote desktop, then Meeting application may stop displaying the video after some time. The video is still present in the system and is still displayed on multimedia device, interpreter desks with video output and Meeting application not run via remote desktop. Stopping and starting the Meeting application brings back the video on the Meeting application.

Solution:

Run the meeting application on your computer and not via a remote desktop.

4.26 DICENTIS Webserver, Synoptic Control

Issue:

Synoptic changes from voting view to discussion view when it is resized during a voting round.

Solution:

Manually switch to voting view after resizing.

Issue:

After upgrading to 4.40, the webclient has lost Volume control and Power off rights.

Solution:

Restart the computer.

Issue:

In version 3.51 to 4.0 it is not possible to activate microphones using the Conference protocol demonstrator. This is an issue in the demonstrator, not in the protocol. The issue is fixed in 4.1. Below how you can fix it in the 4.0 release.

Solution:

In C:\inetpub\wwwroot\DcnmSynopticControl\Demonstrator\Controllers\conferenceController.js

Change:

```
$scope.grantSpeech = function (seatId) {
    seatDetails = {
        seatId: seatId
    };
    conferenceServices.grantSpeech(seatDetails).then(function () { });
}

$scope.cancelSpeech = function (seatId) {
    seatDetails = {
        seatId: seatId
    };
    conferenceServices.cancelSpeaker(seatDetails).then(function () { });
}

$scope.activateMicrophone = function (seatId) {
    seatDetails = {
        seatId: seatId
    };
    conferenceServices.activateMicrophone(seatDetails).then(function () {
    });
}

$scope.deactivateMicrophone = function (seatId) {
    seatDetails = {
        seatId: seatId
    };
    conferenceServices.deactivateMicrophone(seatDetails).then(function () {
    });
}
```

Into this:

```
$scope.grantSpeech = function (seatId) {
    seatDetails = {
        id: seatId
    };
    conferenceServices.grantSpeech(seatDetails).then(function () { });
}
```

```

$scope.cancelSpeech = function (seatId) {
    seatDetails = {
        id: seatId
    };
    conferenceServices.cancelSpeaker(seatDetails).then(function () { });
}

$scope.activateMicrophone = function (seatId) {
    seatDetails = {
        id: seatId
    };
    conferenceServices.activateMicrophone(seatDetails).then(function () {
    });
}

$scope.deactivateMicrophone = function (seatId) {
    seatDetails = {
        id: seatId
    };
    conferenceServices.deactivateMicrophone(seatDetails).then(function () {
    });
}

```

Issue:

Synoptic Control does not work if the API is not installed on the DICENTIS server PC.

Solution:

Install the DICENTIS API on the DICENTIS server PC. The DICENTIS API is an option which is by default selected to be installed during installation of the software.

Issue:

Synoptic Control does not work properly if Internet Explorer is used, because it does not support the websockets technology of the Synoptic control.

Solution:

Change to current version of Edge, Firefox or Chrome.

Issue:

Synoptic Control does not work when the website has two bindings. Server Error in '/' Application. Object reference not set to an instance of an object.

Solution:

Reboot the DICENTIS server after adding the additional bindings. If it then still occurs, press F5 in the browser multiple times when logging in.

Issue:

DICENTIS webserver does not show new functionality after upgrade. The cache of the browser contains the old website.

Solution:

Clear the cash of your browser using <CTRL> + F5 or <CTRL> + <SHIFT> + R on a windows PC or <CMD> + <SHIFT> + R on a MAC. Press F5 to refresh the browser.

4.27 Image server

Issue:

Invalid image server after creating a certificate using the Certificate Manager and using the same file name for both Root certificate as well as Server certificate.

Image server info

Image server uri:

Invalid image server

Solution:

Use a different name for the Root certificate than the Server certificate. By default the Root certificate is customer related, so e.g. use the Customer name. The Server certificate is server related so e.g. use the hostname.

Issue:

Participant images are not displayed on Synoptic (DICENTIS Webserver) or Meeting application when you connect via the Office port of the DICENTIS server or another port than the port which runs the DICENTIS services. This is because the participant images are available via the port which runs the DICENTIS services and are not routed internally to other ports on the Server PC.

Solution:

If the images need to be available on a network other than the DICENTIS network, then use a setup as mentioned in the blueprints where a switch is configured to route between the DICENTIS network and an Office network.

Issue:

Enabling “Display image of newest speaker” creates high cpu load of DICENTIS server if the system has more than 500 Multimedia devices.

Solution:

Use a separate image server to reduce the load on the DICENTIS server. Check the DCNM-SW manual; Installing the image server on a different computer.

4.28 Certificate manager

Issue:

When you manually change the portnumber of the DcnmlImageServer or SynopticControl webserver, then the certificates created using the Bosch Certificate Manager will not be installed.

Solution:

1. Set the portnumbers of the DcnmlImageServer back to 31418
2. Set the SynopticControl back to 31416
3. Run the Bosch Certificate Manager tool
4. Set the portnumbers of the DcnmlImageServer and SynopticControl back your own values

4.29 Dante

Issue:

Table top discussion device (DCNM-Dx) goes to disconnected state when it is renamed while Dante out is enabled.

Solution:

If it is disconnected, power cycle the device (or the system via Meeting Application or Synoptic).

Work around:

Please follow below work instruction to rename a table top discussion device where Dante is enabled

1. Disable the Dante out of the seat
2. Rename the seat
3. Enable the Dante out of the seat.

Issue:

When adding more than one languages as source Dante then the last added language will not be distributed in the system, resulting in not being audible on DICENTIS devices.

Solution:

Possible solutions:

4. Activate or de-activate a meeting
5. Add another language as Dante source and remove it.
6. Restart the services.

Issue:

Dante controller shows red error sign with “no audio” for Unprocessed language with floor fill disabled when the interpreter is not interpreting.

Rationale:

There is no audio on the Unprocessed language channel when there is no interpretation, because floor fill is disabled. And that results in the red sign. As soon as there is interpretation, then the green tick mark is shown.

Issue:

Linking 1 Dante source to both DICENTIS Dante input 1 and Dante input 2, when Dante Input 2 is in Mix – Minus Unprocessed mode, will set the latency of both inputs to the same value, while the Dante inputs have different latency for this configuration.

Solution:

There is no solution for this as both inputs direct to the same source and a source cannot have 2

different latencies. So do not link 1 source to both Dante Input 1 and Dante input 2 when Dante Input 2 is configured as Mix – Minus Unprocessed mode.

Issue:

Dante Virtual Soundcard (DVS) does not properly reconnect after a network recovery.

Solution:

Restart the DVS service using the DVS application. Or use the Dante VIA.

Issue:

Dante Controller does not discover devices when the Dante Controller application is run on the server computer and the Firmware upload tool is active.

The Firmware upload tool adds a second IP-address, link local, to the network adapter. This might cause issues for the Dante Controller application.

Solution:

Close the Firmware upload tool. Only open the firmware upload tool when upgrading the DICENTIS devices. Close it afterwards.

4.30 Camera Control

Issue:

ONVIF cameras not detected

when the PC on which the services are running is connected to “Unidentified networks” it can happen that ONVIF cameras are not automatically detected.

The following message might also be present in the logdump.

```
SystemLogMessages | 60 | 2022-02-01 15:53:50.3592 | ERROR |  
DeviceServiceBase[111111111111]@172.16.4.1 | Exception in  
DiscoveryTimerElapsed. Is your network configuration set to 'public'?  
Then try setting it to private' or disable firewalls.
```

Solution:

Set the Unidentified network to Private.

1. Run Edit Group Policy / Local Group Policy Editor.
2. Navigate to Computer Configuration \ Windows Settings \ Security Settings \ Network List Manager Policies.
3. Select Unidentified Networks
4. Set the Location type to Private.
5. Restart the DICENTIS Services.

Issue:

Many messages in the logging.

```
SystemLogMessages | 60 | 2022-02-01 15:53:50.3592 | ERROR |  
DeviceServiceBase[111111111111]@172.16.4.1 | Exception in  
DiscoveryTimerElapsed. Is your network configuration set to 'public'?  
Then try setting it to private' or disable firewalls.
```

Solution:

Set you network card to Private.

Open Settings from the Start menu.

6. From here, select the Network & Internet settings option.
7. Select Ethernet from the menu on the left.
8. Click on the name of your connection.
9. Select Private.

Issue:

Onvif cameras are not discovered in the DICENTIS Lan when the “Office” adapter is disabled (ethernet cable not connected) of the DICENTIS server.

Solution:

Possible solutions:

7. Connect the “Office” adapter to a network switch to discover the ONVIF cameras. Afterwards the connection can be removed again.
8. Download, install and run the Onvif Device Manager so that the DICENTIS server discovers the cameras.
9. Connect the cameras to the “Office” side of the DICENTIS server.

Issue:

Avonic camera is not discovered when camera is connected to ethernet switch with RSTP settings.

Solution:

Update the Avonic camera software to V3.2.6 which can be downloaded on the Avonic site.

Issue:

Lumens VC-A50P is not discovered by DICENTIS.

Solution:

The Lumens VC-A50P camera has issues with multicast data. The multicast data is stopping the correct functioning of the camera. It no longer reacts to ping or the IR-remote control.

Filter the multicast using IGMP or connect the Lumens VC-A50P camera in a different subnet, e.g. to the Office side of the DICENTIS system server.

Issue:

ONVIF cameras are not discovered when connected to different switches.

Solution:

The TTL has been increased from 1 to 3 in version 3.60.

The TTL can be changed by creating an environment variable: DCNM_ONVIF_DISCOVERY_TTL

Issue:

Sony and Panasonic camera show red cross next to IP-address when the username & password is incorrect although the IP-address is correct.

Solution:

Enter the proper username and password for the Sony and Panasonic camera. To verify the connection with the Sony and Panasonic camera (when protocol Sony or Panasonic is selected) commands are used which require the correct username and password. Therefore you get the red cross next to the IP-address when username & password are not correct. You can test if the IP-address is correct by setting the protocol to unknown, but for correct functioning, the IP address, username & password and protocol need to be correct.

Issue:

H.264 video of Panasonic camera is not decoded on multimedia device DCNM-MMD/DCNM-MMD2.

Solution:

Upgrade the camera firmware to the July 2020 firmware and configure the Panasonic Camera according the special instructions from Panasonic. Available via Bosch After Sales Activities (ASA).

Issue:

Bosch HD Conference dome (VCD-811) does not respond in a system with a switch with IGMPv3 filtering.

Solution:

Change from IGMPv3 filtering to IGMPv2 filtering, because the HD Conference Dome does not respond to IGMPv3 query requests.

4.31 Interpreter desk

Issue:

When an Interpreter desk enters failsafe mode, it takes a long time to recover.

Solution:

Please wait for 30-45 minutes, it will eventually recover. If it does not recover after 2 hours, contact After sales support regarding repair.

Issue:

Beeps are not heard when listening to a Language which is provided by Dante and not linked to a Dante source (using Dante controller).

Solution:

When there is no Dante source linked to a language which is configured as source Dante, then the headphone is muted when selecting that language. This results in also not providing the audible beeps. Link the language to a Dante source and the beeps will be audible.

Issue:

A laptop which is connected via CAT-5/6 to the second Ethernet port of and DCNM-IDESK does not get a network connection.

Solution:

Power the DCNM-IDESKs via PoE and connect the laptop to the PoE switch too.

4.32 Meeting notes and voting files

Issue:

Meeting notes and voting files are not properly displayed in Firefox or Chrome.

Workaround:

Change the local files security policy from true to false.

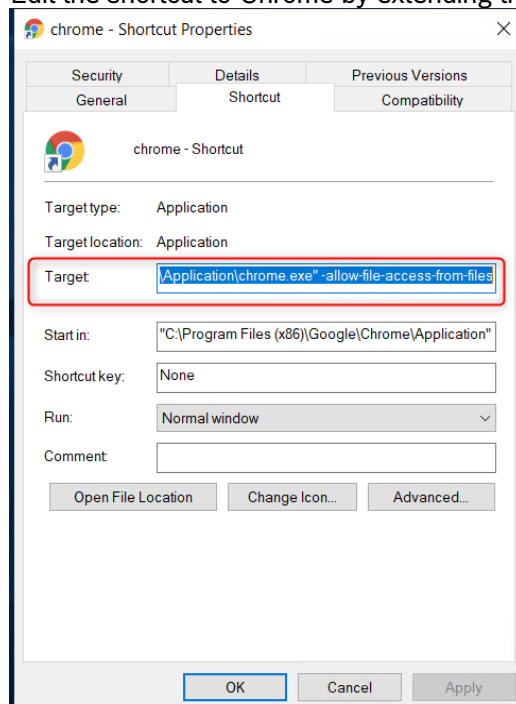
Firefox:

1. Enter about:config in the navigation bar
2. Enter security.fileuri.strict_origin_policy in the search field
3. Change the value from True to false

**Google Chrome**

To display the meeting notes and voting results in Chrome.

Edit the shortcut to Chrome by extending the "Target" with **-allow-file-access-from-files**

**Example:**

" C:\Program Files (x86)\Google\Chrome\Application\chrome.exe " **-allow-file-access-from-files**

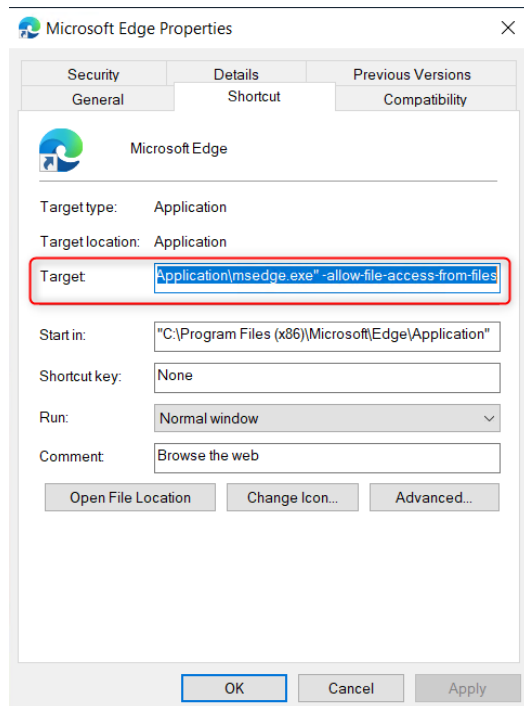
The blue text is the path to where Chrome is installed on your computer.

The red text is the addition with enables the correct display of the meeting notes.

Microsoft Edge

To display the meeting notes and voting results in Edge.

Edit the shortcut to Edge by extending the "Target" with **-allow-file-access-from-files**



Example:

"C:\Program Files (x86)\Microsoft\Edge\Application\msedge.exe" -allow-file-access-from-files

The blue text is the path to where Edge is installed on your computer.

The red text is the addition with enables the correct display of the meeting notes.

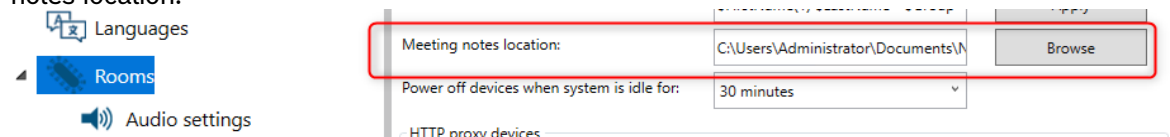
Issue:

Meeting notes and voting files are not properly displayed in Firefox or Chrome.

Workaround:

Convert the xml files to html using Microsofts' Command Line Transformation Utility (msxsl.exe)

- Download the Microsoft Command Line Transformation tool
<https://www.microsoft.com/en-us/download/details.aspx?id=21714>
- Copy the tool, mscsl.exe, to the directory where the Meeting notes, Voting files and style sheets are stored. By default that is the C:\Programdata\Bosch\DICENTIS directory, but you can change that using the Meeting Application. It is in \ Configure \ Rooms \ Meeting notes location.



- The Meeting notes can be converted to html via this command:
C:<location of meeting notes> msxsl.exe <meeting notes filename>.xml
MeetingResult.xslt -o <new file name>.html
- The Voting files can be converted to html via this command:
C:<location of meeting notes> msxsl.exe <Voting files filename>.xml VotingResult.xslt -o
<new file name>.html
- You can automate this via a script to make it easier.

4.33 API

Issue:

Cannot find the API demonstrator on the Tools directory.

Workaround:

The API demonstrator can be found in:

Tools\APIDemonstrator.zip\input\ServerPC\APIDemonstrator\obj\Debug.

Issue:

Install area controller displays incorrect device names after renaming seats.

Workaround:

Restart the services after renaming seats.

Issue:

Using the API it is possible to configure the same nfc-id to multiple persons.

Workaround:

Please prevent that your input file contains multiple persons with the same nfc-id.

4.34 Open source**Issue:**

Downloading the Open source license file from a DCNM-FBD2 for a second time using Chrome or Edge results in a download failure.

Workaround:

Either use Firefox to download the Open Source license file or power cycle the DCNM-FBD2 and try again.

4.35 HDMI to VGA converters**Issue:**

Some HDMI to VGA converters do not work in combination with DCNM-IDESKVID

Reason:

The HDMI outgoing current is limited at 60mA; the official HDMI standard specifies 55mA.

Some HDMI to VGA converters may require more current which results in unexpected behavior or non-working converter.

5 Supported cameras, encoders, switchers and control equipment**5.1 Supported cameras**

Supported cameras	DCNM-LCC, DCNM-RENTAL, Registered system	Premium and Ultimate feature packages, DCNM-DEMO, DCNM-CRN
ONVIF Profile-S		
Lumens VC-A53	6.2	Yes
Avonic AV- CM93-IP, AV-CM93-NDI and AV-CM93-DAV	5.1	Yes
AVER PTZ310	5.0	Yes
Lumens VC-TR40, Winsafe AMC-G320, Winsafe AMC-E200TV4	4.40	Yes
Lumens VC-R30	4.10	
Lumens VC-A51P, Avonic AV-CM70-NDI	4.00	Yes
Avonic AV-CM70-IP, Avonic AV-CM71-IP, Avonic AV-CM73-IP Lumens VC-A71P	3.50	Yes
Lumens VC-A61P	3.50	Yes
Bosch IP 4000, Bosch IP 5000	2.71	
Username & Password authentication	2.70	Yes
Lumens VC-A50P, Avonic AV-CM40-IP		
Bosch ONVIF Profile-S cameras	1.30	Yes
Bosch VCD-811	1.00	Yes
Sony CGI commands		
Sony SRG-A12	6.2	yes
Sony SRG-A40	5.1	Yes
BRC-X400, SRG-X400, SRG-X120	3.50	Yes
SRG-360SHE	2.80	Yes
Sony SRG-300SE/301SE	2.20	Yes

Panasonic HD Integrated Camera Interface**Specifications**

AW-UE20	6.30	Yes
AW-UE40, AW-UE50, AW-UE80, AW-UE100, AW-UE150, AW-UE160	3.50	Yes
Display H.264 video of Panasonic cameras on Multimedia device (requires specific settings in the Panasonic camera, please contact Bosch ASA)		
Fixed preset number offset	3.20	
Fixed authentication mode	3.00	
AW-HE120, AW-HE130	2.60	Yes
AW-HE40, AW-HE50, AW-HE60, AW-UE70	2.20	Yes

5.2 Supported video encoders / decoders

Supported encoders / decoders	DCNM-LCC, DCNM-RENTAL, Registered system	Premium and Ultimate feature packages, DCNM-DEMO, DCNM-CRN
Extron SME 211 video encoder	No	Yes
Extron SMD 202 video decoder	No	Yes
Lumens OIP-N40E video encoder	No	Yes
Lumens OIP-N60D video decoder	No	Yes
Extron SMP 351 & SMP 352 video encoder	3.70	Yes
Extron SMP 111 video encoder	3.40	Yes
Epiphan VGADVI broadcaster	1.30	Yes
DcnmBeamer application		No

5.3 Supported video switchers

Supported video switchers	DCNM-LCC, DCNM-RENTAL, Registered system	Premium and Ultimate feature packages, DCNM-DEMO, DCNM-CRN
TV One CORIOMatrix	1.40	Yes
Improvements	1.31	
Kramer MV-6 video switch	1.30	Yes
TvOne C2-2355A in combination with TvOne S2-108HD	1.00	No

5.4 Supported control equipment

Supported control equipment	DICENTIS
AMX NX integrated controllers'	4.30
Extron TouchLink Pro touchpanels and IP Link Pro control processors (using conference protocol)	3.50

6 Additional Information (not included in manuals)**6.1 Storing the chat with participants**

By default the chat with the participants is not stored.

To store the chat you need to edit this file on the Server PC:

"C:\Program Files (x86)\Bosch\DICENTIS Hybrid\ApiHelpers\appsettings.json"

```
{
  "ChatPlugin": {
    "Log": {
      "FileTimeToLive": "00:00:00:00",
      "FileDeletionTimeOfDay": "00:00:00"
    }
  }
}
```

In this file you add the 2 variables:

How many days:hours:minutes:seconds are the files stored.

At which time of the day (24 hour notification) is the deletion of expired files happening

6.2 DICENTIS Webserver browsers Autologin and full screen

The Manual lists the link for Google chrome, but you can also use Edge and Firefox.

Below the shortcuts/Targets for Chrome, Firefox and Edge.

<DICENTIS server> is the hostname or IP-address of the PC running the DICENTIS services.

<Location> is the location where you stored the autologin html file.

<Layout> is the name of the layout which needs to be opened automatically

Chrome:

"C:\Program Files (x86)\Google\Chrome\Application\chrome.exe" -start-fullscreen

"file:///<Location>\autoLogin.html?Server=https://<DICENTIS server>:31416/&navbar=off&layout=<Layout>"

Firefox

Below the shortcut.

"C:\Program Files\Mozilla Firefox\firefox.exe" -kiosk

"file:///<Location>\autoLogin.html?Server=https://<DICENTIS server>:31416/&navbar=off&layout=<Layout>"

Edge

Below the shortcut.

"C:\Program Files (x86)\Microsoft\Edge\Application\msedge.exe" --kiosk --edge-kiosk-type=fullscreen "file:///<Location>\autoLogin.html?Server=https://<DICENTIS server>:31416/&navbar=off&layout=<Layout>"

Edge browser kiosk mode by default runs in private mode.

You need to disable private browsing in the edge completely to make autologin work.

Disabling private mode in Edge:

1. Regedit: HKEY_LOCAL_MACHINE\SOFTWARE\Policies\Microsoft\Edge (if the Edge-key does not exist, then create it)
2. Create/modify InPrivateModeAvailability (32-bit Dword)
3. Set value to 1 (hexadecimal) to disable the private browsing (0: enable, 1: disable, 2: force to open all pages in private mode)
4. upon opening the browser go through the questions (Don't allow works ok), log in once and upon next opening the browser it should automatically log in.

6.3 DICENTIS webserver, Synoptic


Next to the settings via the UI of the DICENTIS webserver there are some changes possible via the configuration files

6.3.1 Changing the font color of the screenline

You can change the font color of the screenline via modifying this file:

:\inetpub\wwwroot\DcnmSynopticControl\Client\css\main.css

By adding the option color in the section imageCaption and entering the color you can change the font color to another color than black.

A screenshot of a code editor showing CSS code for the .imageCaption class. The code is as follows:

```
4031 .imageCaption {  
4032     display: inline-block;  
4033     margin: 0;  
4034     text-align: left;  
4035     padding: 0;  
4036     color: red;  
4037 }
```

The line `color: red;` is highlighted with a red box. A red bracket on the left side of the code block spans from line 4031 to 4037.

Note: This setting is for all layouts. So the screenline will have this color on all layouts. This is for Seats and for Interpreter desks.

6.3.2 Removing the screenline

You can remove the screenline via modifying this file:

:\inetpub\wwwroot\DcnmSynopticControl\Client\css\main.css

By changing inline-block to none.

A screenshot of a code editor showing CSS code for the .imageCaption class. The code is as follows:

```
4030  
4031 .imageCaption {  
4032     display: none;  
4033     margin: 0;  
4034     text-align: left;  
4035     padding: 0;  
4036     color: red;  
4037 }  
4038
```

The line `display: none;` is highlighted with a red box. A red bracket on the left side of the code block spans from line 4031 to 4037.

Note: This setting is for all layouts. So the screenline will be hidden on layouts. This is for Seats and for Interpreter desks.

6.3.3 Increasing the amount of icons

The default icon size for a new layout is configured to have 30 icons possible on the same row. With the slider you can increase or decrease the icon size.

If you want to increase this default value of 30 icons on a row, then you can do so via modifying this file:

:\inetpub\wwwroot\DcnmSynopticControl\Client\controllers\controllers.js

By changing the value of **screenDivider**, the amount of icons on a row changes.

```

215      vm.updateMajorityResultUI(vm.majorityResult);
216      vm.updateQuorumResultUI(vm.quorumResult);
217      vm.updateMeetingInfo();
218      vm.updateAgendaInfo();
219      vm.updateVotingInfo();
220      vm.updateSeatVotingResults();
221      vm.updateDiscussionList();
222      vm.updateInterpreterRoutings();
223      applyScope($scope);
224    }
225
226    var iconSizeTimerPromise;
227    // Apply Icon and font size settings.
228    function applyIconSizeSettings(iconSizeRatio) {
229      var screenDivider = 30; // Icon size is 1/30 of screen size
230      vm.defaultIconSize = vm.layoutSize.width / screenDivider;
231
232      var iconSize;
233      if (iconSizeRatio != null) {
234        vm.iconRatio = iconSizeRatio;
235        iconSize = getIconSize(vm.iconRatio);
236      }
237      else {
238        iconSize = vm.defaultIconSize;
239      }
240
241      vm.iconSize = iconSize;
242      vm.fontSize = (iconSize / 4);
243      vm.synopticGridSize = (iconSize / 4);
244
245      vm.sliderMinValue = vm.defaultIconSize / 2;
246      vm.sliderMaxValue = vm.defaultIconSize * 2;
247      vm.sliderStepValue = (vm.sliderMaxValue - vm.sliderMinValue) / 100;
248      applyScope($scope);
249
250      vm.updateSynopticGrid();
251
252      $timeout.cancel(iconSizeTimerPromise);
253      iconSizeTimerPromise = $timeout(function () {
254        $('#iconSlider').val(iconSize);
255      }, 100);
256    }
257

```

Note: This setting is for all layouts.